


FIT INDIA Webinar

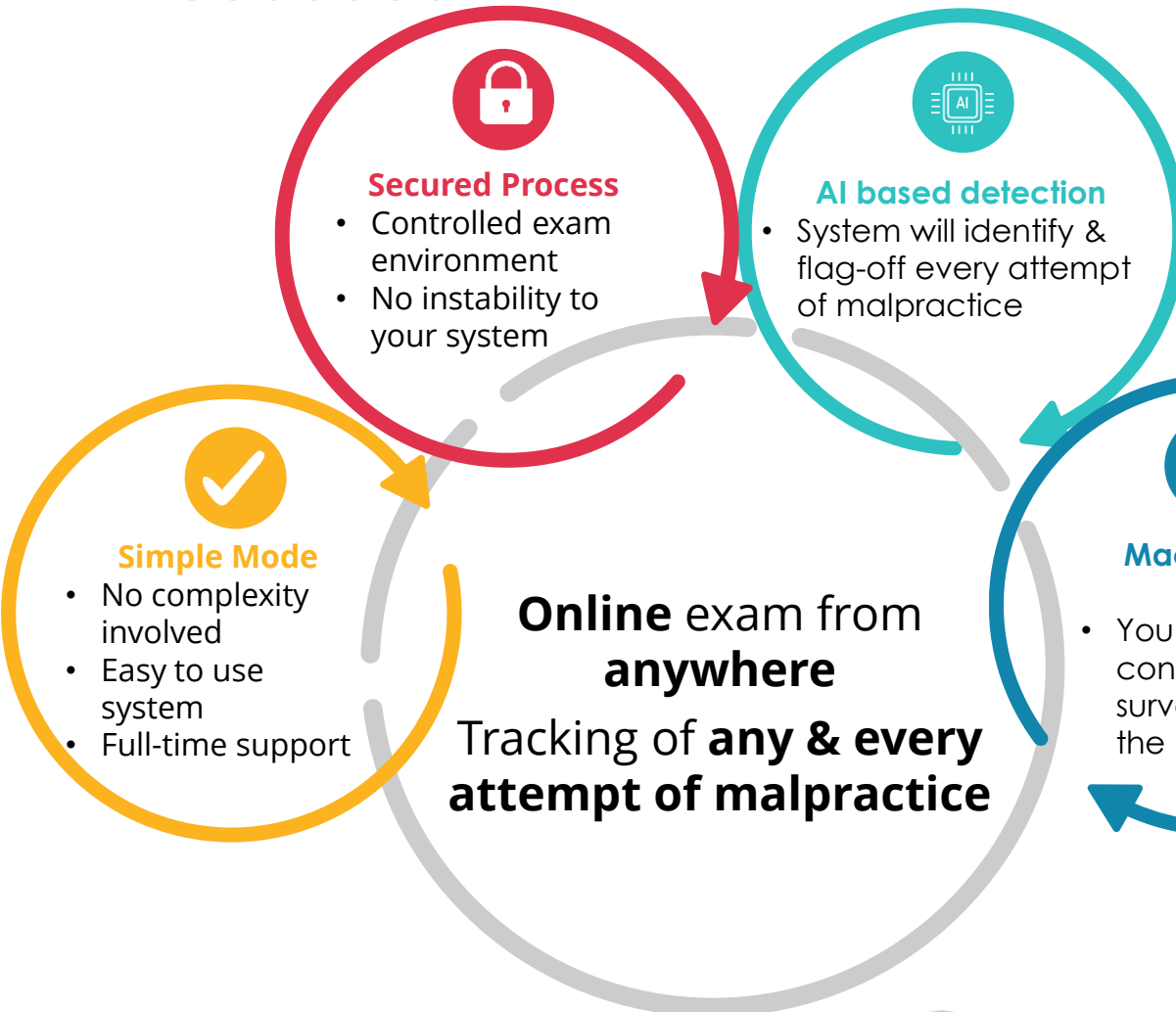
21st & 22nd December 2023





WHAT IS ONLINE-REMOTE PROCTORED EXAM?







INSTRUCTIONS FOR CANDIDATES



Pre-exam Preparation

- All **guidelines and documents** will be shared before the exam
- **End-to-end mock test** will be conducted – **all candidate MUST attempt the mock exam**
 - Smart **IVR-based Helpdesk** will be setup for technical/ process support – number will be shared

Dedicated Helpline

- Candidates can **reach out for any clarifications/ support**
- **Technical Help desk Number-**
 - Mock Test :- 15th to 17th December 2023 All Three Helpdesk Timings (09:00 AM - 6:00 PM) [9513850008](tel:9513850008), [7406711092](tel:7406711092), [9071123445](tel:9071123445)
 - Exam Day 1 :- 21st December 2023 English Helpdesk Timings [9513850008](tel:9513850008) (09:00 AM - 2:00 PM)/ All other regional Language Helpdesk Timings [7406711092](tel:7406711092) (09:00 AM - 6:00 PM)
 - Exam Day 2 :- 22nd December 2023 Hindi Helpdesk Timings [9071123445](tel:9071123445) (09:00 AM - 6:00 PM)

Post-Exam

- Once the examination is conducted, wait for the results to be declared.



The Process



e-Admit Card & Guidelines

Candidates will receive their

- e-Admit card
- Exam Guidelines
- System Requirements
- User Manual

Thorough Mock Test

will be conducted to familiarize candidates with the process AND to check that required infrastructure is in place



Exams will be proctored

Wait for the Results

Result will be communicated to the candidates



Exam Day

Candidates will follow the same process to appear for the actual exam

Candidates will have to abide by all the guidelines, do's & don'ts



Helpline will be available


Typical situations when candidates reach out to Help Desk number

Helpdesk number is common - but mapped to multiple agents (experts)
Helpdesk will be available during the mock exam, as well as actual exam

Unable to login



Microphone not detected




Unable to capture facial photo



Unable to navigate from one question to next



System has hung



Got disconnected but unable to login again



Instructions for the Online Exam | Some Do's



Requirements Check

- ✓ Browser Compatibility
- ✓ Webcam
- ✓ Microphone Check
- ✓ Internet Check
- Screen Check

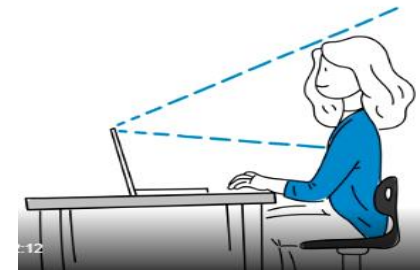
Ensure Webcam, Microphone, Internet are working properly



Ensure proper lighting in the room so that your face is evenly lit



Ensure silence in the place / room where you are appearing for the test



Ensure your face is clearly visible in the Camera



Capture your photo before start of the test. Ensure no objects behind you



Ensure that your face is fully captured in the webcam



Do wear transparent & non reflective glasses / lenses if required



Only a transparent water bottle is allowed on the test table




Keep your valid government ID proof handy to show it to proctor during exam



Do appear for Mock/practice test with the credentials provided to familiarize with the test experience

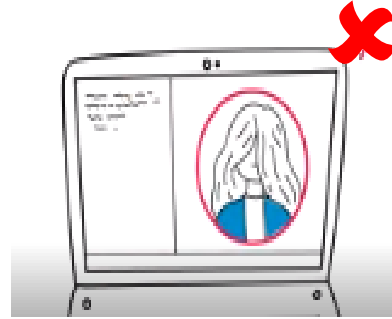
Instructions for the Online Exam | Some Don'ts



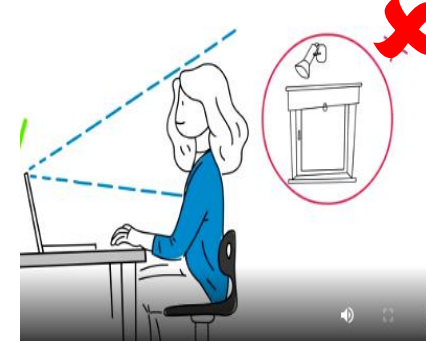
Do not communicate with any person by any means during the test



Do not move away from place for any reason during the test



Do not cover your face with hair/clothing /mask or anything else




Do not place any light source behind your face



Do not have background noises / voices /music or TV




Do not entertain any other people in the room



Do not wear sunglasses / earphones during the test



Do not use Google / any other search engine



Do not press F5 / toggle between applications



Do not try to login from multiple devices



HARDWARE – SOFTWARE REQUIREMENTS



System Requirements



HARDWARE	DEVICE	ANDROID MOBILE PHONE
	RAM	2 GB OR ABOVE
	MICROPHONE	BUILT-IN MICROPHONES ARE ACCEPTABLE , AS ARE EXTERNAL MICROPHONES
	MOBILE CAMERA	MOBILE CAMERA MUST HAVE A MINIMUM RESOLUTION OF 640x480 @ 15 FPS
	RECOMMENDED INTERNET SPEED	1 MBPS OR MORE - DEDICATED AND CONTINUOUS CONNECTIVITY. WIRED OR WIRELESS NETWORKS
	TYPE OF DEVICE	ANDROID MOBILE ONLY (NO IOS/IPHONES DEVICES)
SOFTWARE	OS	ANDROID V6.0+ AND ABOVE
	BROWSER	INSTALL CHROME AND KEEP IT AS A DEFAULT VERSION IN YOUR MOBILE DEVICES.
NOTE :	CANDIDATES ARE REQUESTED TO UPDATE CHROME BROWER FROM YOUR MOBILE PLAY STORE	

A **Mock Exam** will be conducted to ensure that System Requirements are tested beforehand



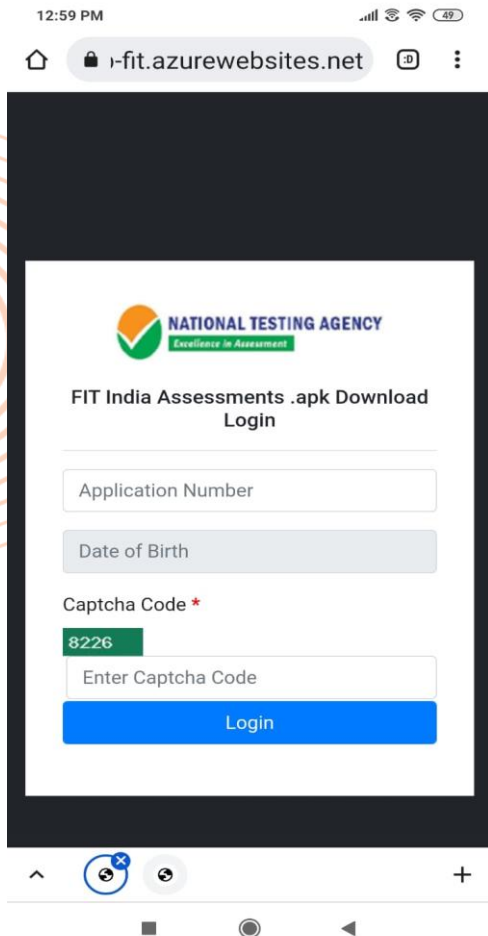
STEP-BY-STEP LOGIN



Steps to Download the Mobile Application

Login to <https://ntaseb-fit.azurewebsites.net/>

Step-1



12:59 PM

1-fit.azurewebsites.net

NATIONAL TESTING AGENCY
Excellence in Assessment

FIT India Assessments .apk Download
Login

Application Number

Date of Birth

Captcha Code *


8226

Enter Captcha Code

Login



Step-2



1:01 PM

1-fit.azurewebsites.net

NATIONAL TESTING AGENCY
Excellence in Assessment

FIT India Assessments .apk Download
Login

1001001

13-Jan-1989

Captcha Code *

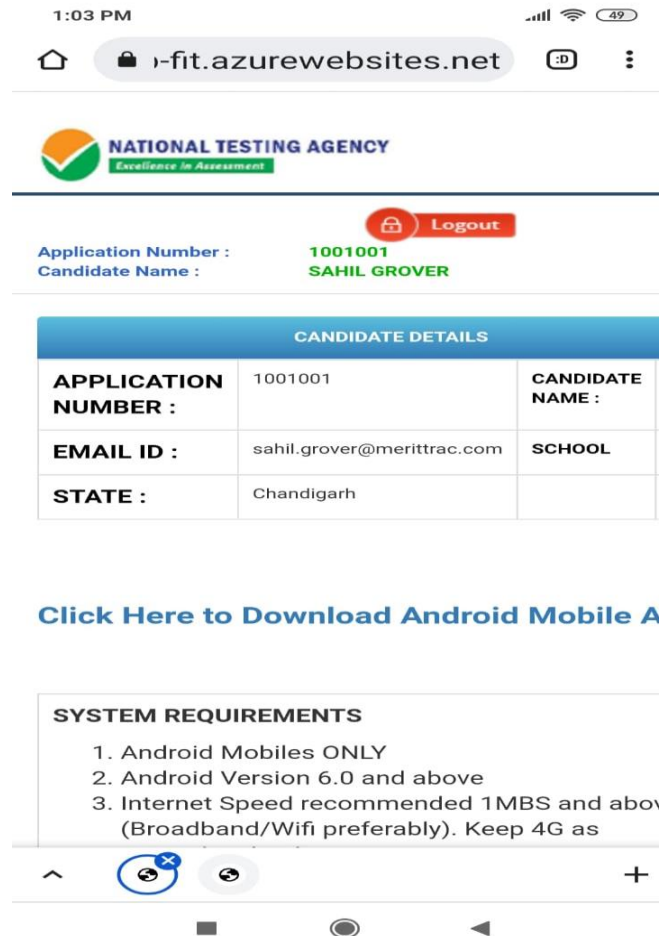
8226

8226

Login



Step-3



1:03 PM

1-fit.azurewebsites.net

NATIONAL TESTING AGENCY
Excellence in Assessment

Logout

Application Number : 1001001
Candidate Name : SAHIL GROVER

CANDIDATE DETAILS			
APPLICATION NUMBER :	1001001	CANDIDATE NAME :	S
EMAIL ID :	sahil.grover@merittrac.com	SCHOOL :	A
STATE :	Chandigarh		

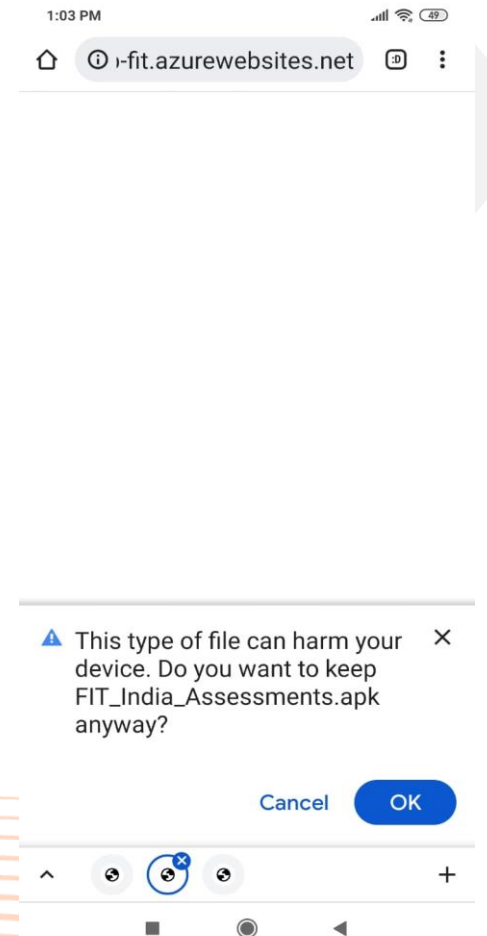
[Click Here to Download Android Mobile AP](#)

SYSTEM REQUIREMENTS

- 1. Android Mobiles ONLY
- 2. Android Version 6.0 and above
- 3. Internet Speed recommended 1MBS and above (Broadband/Wifi preferably). Keep 4G as



Step-4



1:03 PM

1-fit.azurewebsites.net

This type of file can harm your device. Do you want to keep FIT_India_Assessments.apk anyway?

Cancel OK

Steps to Launch the Mobile Application

Step-5



Step-6



Step-7



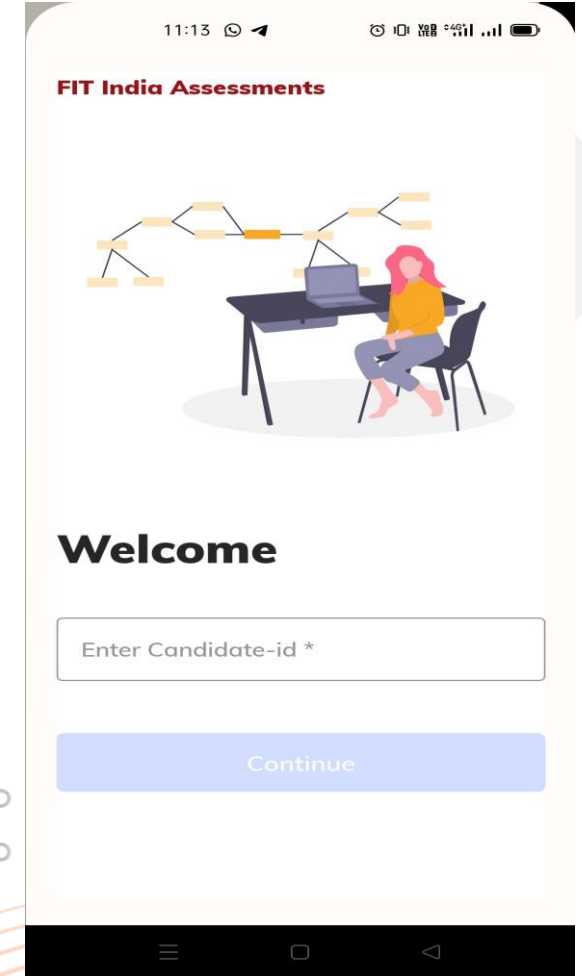
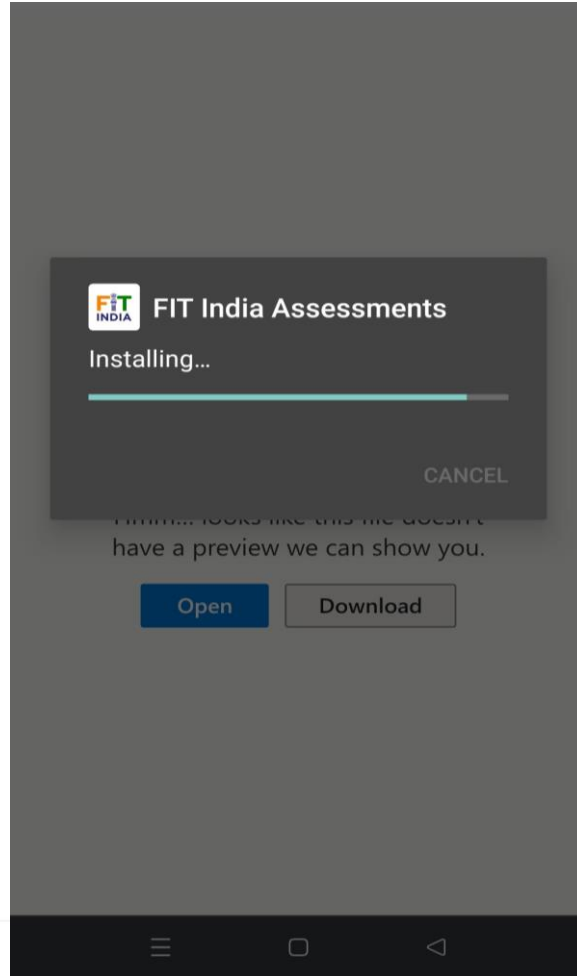
Step-8



Install unknown apps

Allow from this source

Your phone and personal data are more vulnerable to attack by unknown apps. By installing apps from this source, you agree that you are responsible for any damage to your phone or loss of data that may result from their use.



Steps to Login

Step-1



Step-2




Step-3



Step-4

15:12 M

Anna University Examinations



Welcome

Enter Candidate-id *

AU100100100

Continue

15:12

Your IP is : 106.206.33.229

Your IP address is tracked and recorded for audit purposes

Login ID

AU1002471

Date Of Birth

Date Of Birth

Jan 2021

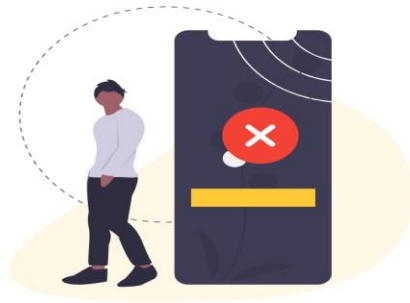
your password

Su	Mo	Tu	We	Th	Fr	Sa
					1	2
3	4	5	6	7	8	9
10	11	12	13	14	15	16
17	18	19	20	21	22	23
24	25	26	27	28	29	30
31						

Today Done

11:13

FIT India Assessments



candidate not found for login:aaacjdjc

Re-Login

15:12

Your IP is : 106.206.33.229

Your IP address is tracked and recorded for audit purposes

Login ID

AU1002471

Date Of Birth

10-Jan-2020

Your DOB is your password

I confirm my attendance by logging in

Sign in Register

Steps to Login (Cont....)

Step-5



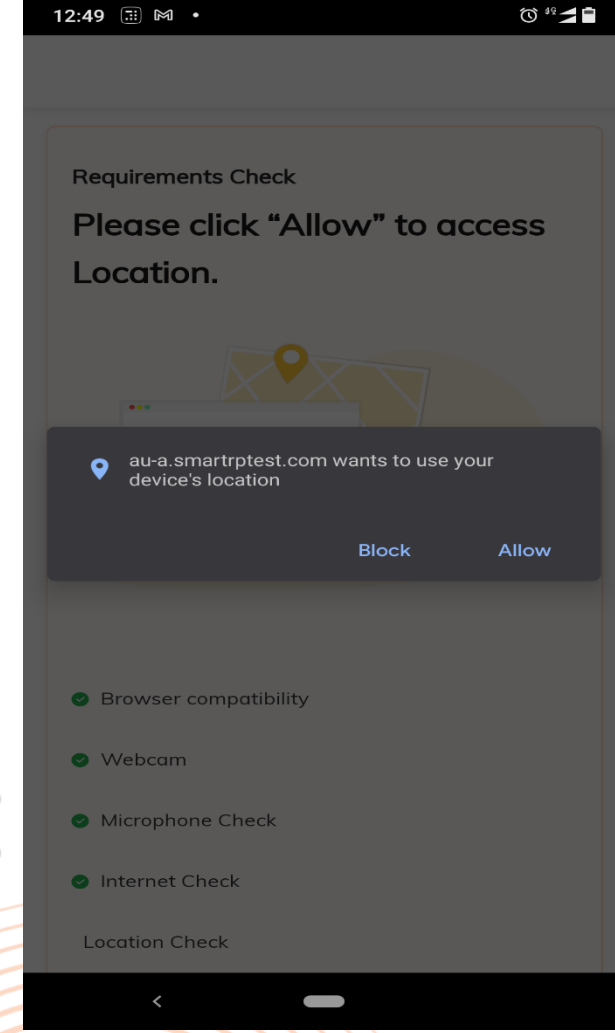
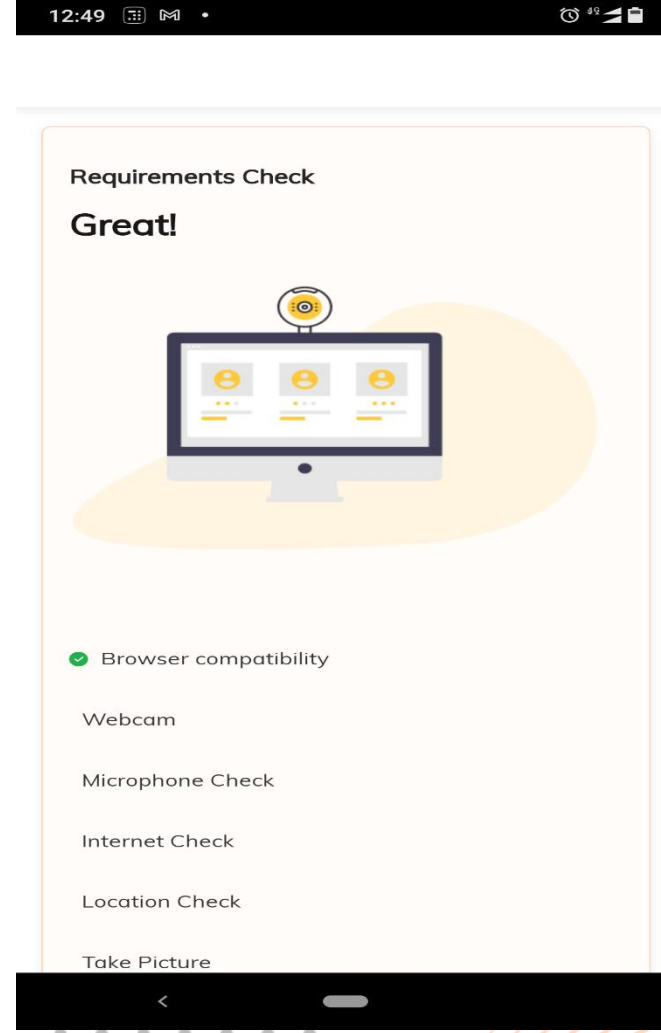
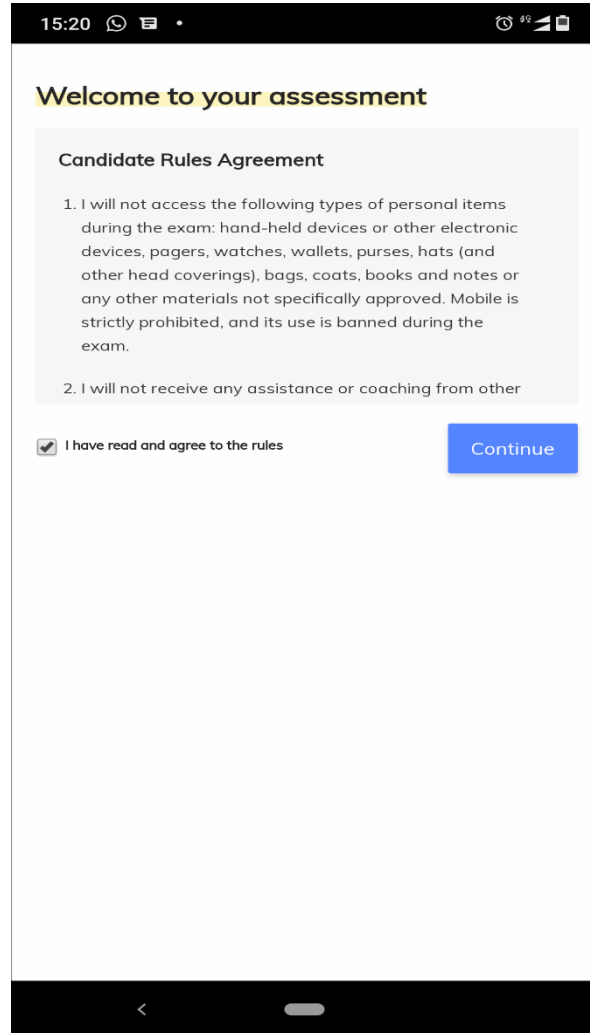
Step-6



Step-7



Step-8



Steps to Start the Test

Step-1



12:50

DATE: JANUARY 25 2021 | TIME: 12:50:12 PM


Confirm your details

Candidate Name
DemoCandidate192

Roll number
AU1002192

I confirm that details are correct

Continue Cancel

 Chat

Step-2



7:24 PM

DATE: JANUARY 23 2021 | TIME: 07:24:47 PM


Read the following instructions carefully

Time left on this page: 09:50

General Instructions:

- Before starting the examination, please verify your **Login ID**.
- Your test taking actions are being closely monitored by remote proctors during the test.
- This examination is divided into two parts. Section-I is a test for Verbal Ability & Reading Comprehension (VARC) in English. Section-II is a test for Quantitative Aptitude & Logical Reasoning (QALR).
- Section-I will be of 30 minutes' duration. Section-II will be of 1-hour duration. You are allowed to take Section-II only at the end of 30 minutes (time allotted for Section-I).
- You will be given 5 minutes for changeover (submission of Section-I and beginning of Section-II).
- In Section-I, each correct answer will carry 3 marks. For multiple choice questions (MCQ) for each question a wrong answer will carry 1 negative mark. So, think before you answer.
- Each correct answer will carry 6 marks. Negative marking in Section-II.
- Section-I duration is **90 Minutes**. 30 minutes for Section-II.
- Submit your test only after **60 minutes**.

I Confirm that I have understood all the instructions.

 Chat

Step-3

7:26 PM

DATE: JANUARY 23 2021 | TIME: 07:26:34 PM

Read the following instructions carefully


Time left on this page: 08:03

Navigational Instructions -

- Select the best answer for each question. Then click **"Next"** button to move to the Next Question.
- Click on **"Previous"** button to move to the Previous Question.
- You can Bookmark any number of Questions by clicking on **"Mark"** button; vice versa you can remove the Bookmark.
- You can change your response for any question before submitting the test by marking the new response (Radio Button). You can clear your response for any question by using the **"Clear"** button to mark the Question unanswered.
- Every time you select an option or a specific question, following changes can be seen on **Question Panel**,
 - Questions that are **Not Visited**, are marked in **"WHITE"** color.
 - Questions that are **Not Answered**, are marked in **"RED"** color.
 - Questions that are **Answered**, are marked in **"GREEN"** color.
 - Questions that are **Not Answered & Marked for Review**, are marked in **"ORANGE"** color.
 - Questions that are **Answered & Marked for Review**, are marked in **"ORANGE"** color.

I Confirm that I have understood all the instructions.

Start Exam

 Chat



Step-4

12:54

Test Testing_QP


Current Section PARTB

00:57:36

(15)

q45. Which of the following deviations will not alert the candidate during the Online Proctored Examination? (Marks : 2.0)

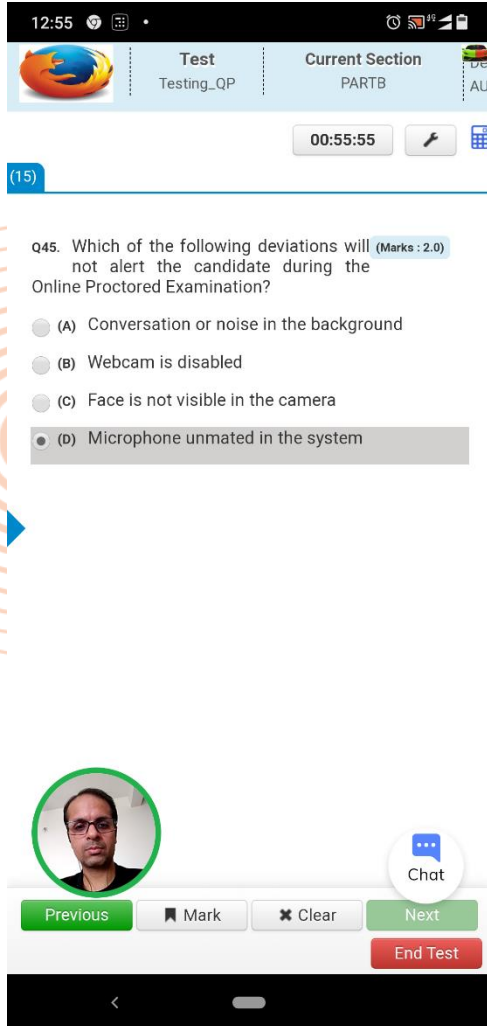
- (A) Conversation or noise in the background
- (B) Webcam is disabled
- (C) Face is not visible in the camera
- (D) Microphone unmated in the system

 Chat

Previous **Mark** **Clear** **Next**

Steps to End the Test

Step-1



12:55

Test Testing_QP

Current Section PARTB

00:55:55

(15)

q45. Which of the following deviations will not alert the candidate during the Online Proctored Examination? (Marks : 2.0)

- (A) Conversation or noise in the background
- (B) Webcam is disabled
- (C) Face is not visible in the camera
- (D) Microphone unmated in the system

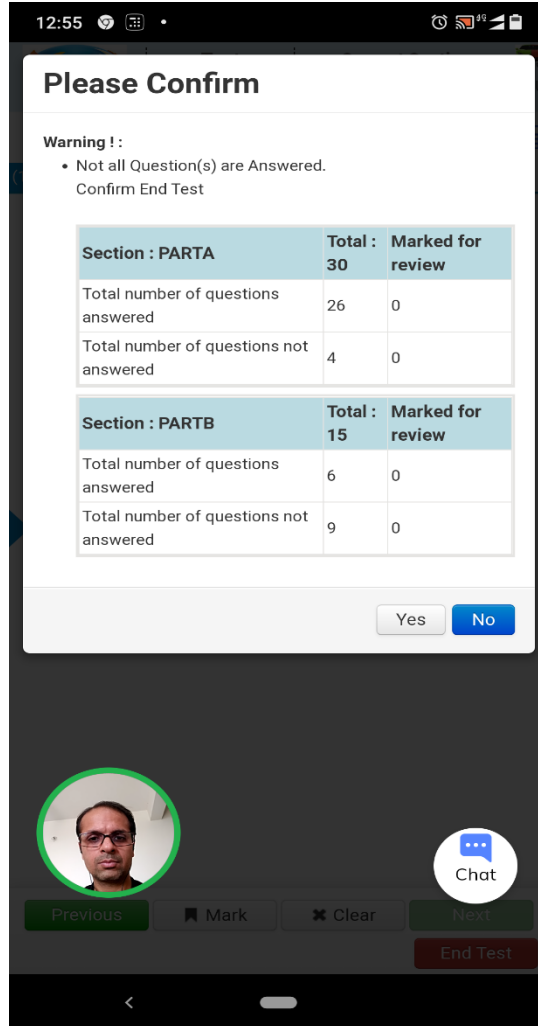
Previous Mark Clear Next

Chat

End Test



Step-2



12:55

Please Confirm

Warning ! :

- Not all Question(s) are Answered.

Confirm End Test

Section : PARTA	Total : 30	Marked for review
Total number of questions answered	26	0
Total number of questions not answered	4	0

Section : PARTB	Total : 15	Marked for review
Total number of questions answered	6	0
Total number of questions not answered	9	0

Yes No

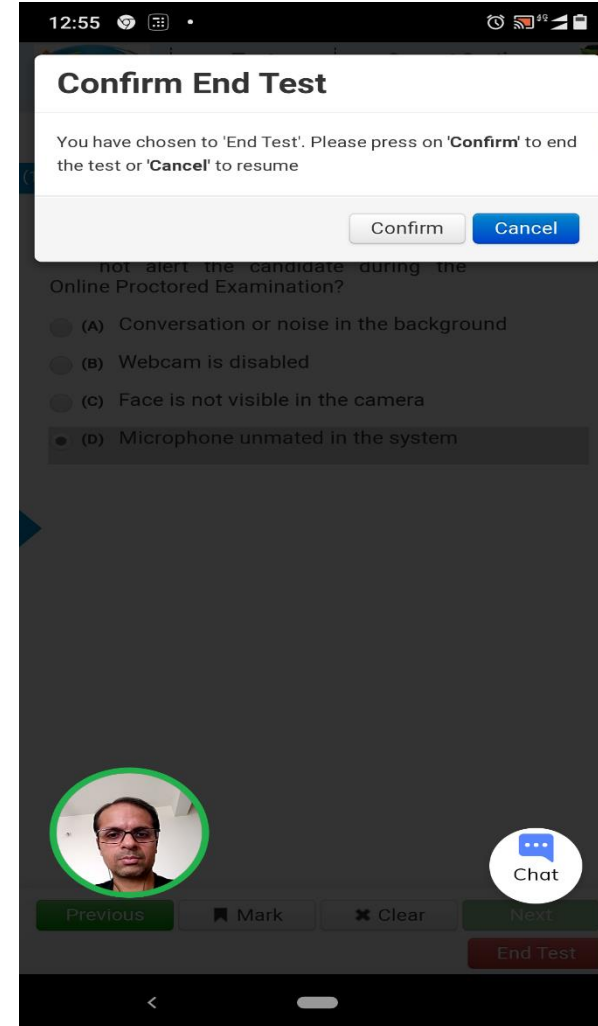
Previous Mark Clear Next

Chat

End Test



Step-3



12:55

Confirm End Test

You have chosen to 'End Test'. Please press on 'Confirm' to end the test or 'Cancel' to resume

Confirm Cancel

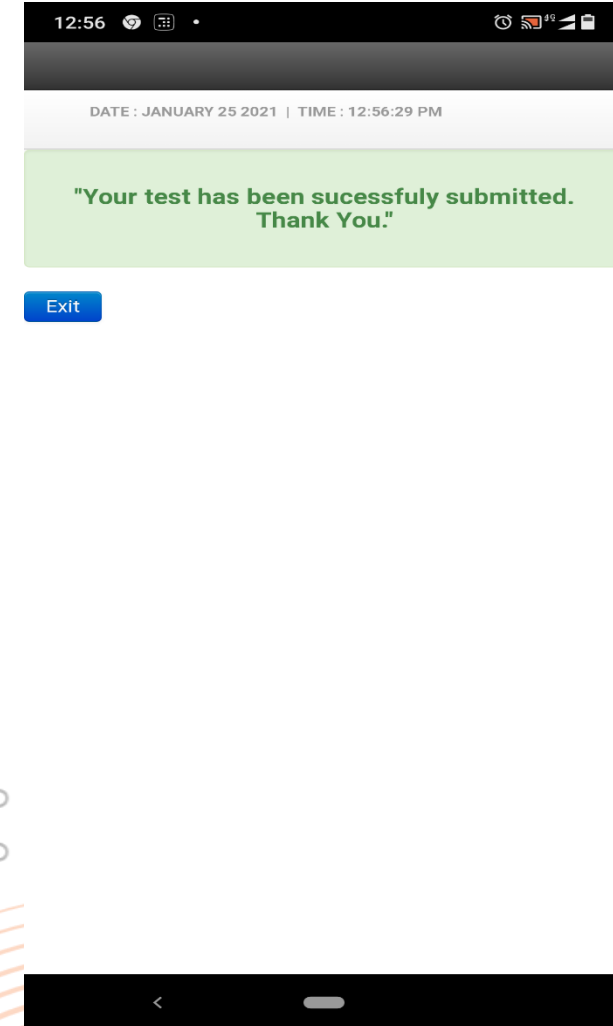
Previous Mark Clear Next

Chat

End Test



Step-4



12:56

DATE : JANUARY 25 2021 | TIME : 12:56:29 PM


"Your test has been successfully submitted. Thank You."

Exit

Do not panic if the network gets interrupted



राष्ट्रीय परीक्षा एजेंसी
National Testing Agency
Excellence in Assessment



Close the application and login again, after 3 minutes, using the same user-id / password



There will be no loss of already attempted answers. They automatically get saved as you answer



You can continue the test from the point where your test session got interrupted



ALL THE BEST..!



Thank You

