



राष्ट्रीय परीक्षा एजेंसी  
National Testing Agency  
Excellence in Assessment



# FIT INDIA QUIZ- 2023

Information Bulletin  
2023-24

# NATIONAL TESTING AGENCY

## Vision

The right candidates joining best institutions will give India her demographic dividend.

## Mission

To improve equity and quality in education by administering research based valid, reliable, efficient, transparent, fair and international level assessments. The best subject matter experts, psychometricians and IT delivery and security professionals will ensure that the current gaps in existing assessment systems are properly identified and bridged.

## Core Values

NTA will create a system which will promote teaching (by teachers), learning (by students) and assessment (by parents and institutions). NTA strongly believes in quality, efficiency, effectiveness, equity and security of assessments. To practice these values, NTA will constantly engage with its stakeholders, viz. students, parents, teachers, experts and partner institutions.

## Table of Contents

IMPORTANT INFORMATION AND DATES AT A GLANCE.....	1
Introduction.....	4
1. About National Testing Agency (NTA).....	4
2. About Sports Authority of India.....	4
3. About Fit India Mission:.....	4
4. Fit India Quiz 2023.....	5
5. Mode of the test:.....	7
6. Pattern of the test:.....	7
7. Medium of Question Paper:.....	7
8. Eligibility Criteria for FIT INDIA QUIZ -2023.....	8
8.1. Eligibility requirements:.....	8
8.2. General Instructions.....	8
9. Instructions for filling online Application Form.....	8
10. Procedure for Filling Application Form.....	11
11. Payment of Fee.....	12
12. Method of Fee Payment.....	12
13. Important Points to Note:.....	12
14. Replica of Application Form.....	13
15. Admit Card for FIT INDIA-2023.....	14
16. Hardware and software requirements for appearing in the online test:.....	15
17. Conduct of the Test.....	15
18. Caution Notice & Non-Disclosure Agreement (India).....	18
18.1. CAUTION NOTICE.....	18
18.2. NON-DISCLOSURE AGREEMENT (NDA).....	18
19. Unfair Means Practices and Breach of Test Rules.....	18
20. Evaluation criteria:.....	19
21. Declaration of Results.....	19
22. Merit List.....	19
23. Post result activities:.....	20
24. Role of NTA:.....	20
25. Correspondence with NTA.....	20
26. Weeding Out Rules.....	21
27. Legal Jurisdiction.....	21
28. RTI.....	21

Annexure-I .....	22
Payment of Test Fee - Procedure/ Mode / Service Provider(s) and Services Charges .....	22
Annexure-II .....	24
GUIDELINES ON HOW TO APPEAR IN THE ONLINE TEST .....	24
Annexure-III .....	42
REPLICA OF APPLICATION FORM.....	42

## IMPORTANT INFORMATION AND DATES AT A GLANCE

### Fit India Quiz -2023

(Please refer to Information Bulletin for details)

#### Dates, Fee Details and Application Procedure:

Online registration and submission of Application Form (complete in all respects) through NTA Website: <a href="https://fitindia.nta.ac.in">https://fitindia.nta.ac.in</a>	<b>From 04.09.2023 to 05.10.2023</b> (up to 05:00 PM)
Last date for successful transaction of Test fee (through Credit Card/ Debit Card/Net Banking Modes)	<b>05.10.2023</b> (up to 11:50 PM)
Correction window	<b>07.10.2023 to 11.10.2023</b>

Fee payable	Rs. 100/- (Rupees One Hundred only) per candidate
<b>Note: Applicable service/processing charges &amp; GST over and above the Test Fee, are to be paid by the school to the concerned Bank/ Payment Gateway Integrator (For details, Annexure-I may be referred to).</b>	

Downloading of Admit Card by the Candidate from NTA Website	Will be announced on the website <a href="https://fitindia.nta.ac.in">https://fitindia.nta.ac.in</a>
Mode of the Test	Remote proctored Online Test (Internet based) Candidates can appear in the test from their location using an Android Mobile/Tablet Phone only.
Pattern of the Test	Objective type. Test comprises 60 Multiple Choice Questions
Duration of Test	30 minutes
Timing of the Test	As indicated on the admit card. The test will be held in multiple sessions as is necessitated by the number of applicants and technical requirements.
Test Centre	Not applicable. Candidates are not required to visit any test center for taking the test. Candidate can take the test from their location through an Android Mobile Phone/Tablet. Test will be remotely proctored
Date of the Test	<b>Will be announced on the NTA website.</b>
Timing	Test will be held in multiple sessions, depending on the number of applications received and technical considerations. Timing when a candidate is required to appear in the test will be contained in his/her Admit card
Declaration of Result on NTA Website/Fit India Website	To be announced later through website.
Website	<a href="https://www.fitindia.gov.in/">https://www.fitindia.gov.in/</a> <a href="https://fitindia.nta.ac.in">https://fitindia.nta.ac.in</a> / <a href="http://www.nta.ac.in">www.nta.ac.in</a>

1. Registration is open to all schools across the country of any Board. Schools are to register themselves and nominate their students. Individual candidates cannot apply directly.
2. Schools must read carefully the Instructions (including how to fill up Application Form online) given in the Information Bulletin available on the NTA Website <https://fitindia.nta.ac.in> and comply with them.
3. Schools can register for **FIT INDIA QUIZ -2023 through "Online" mode only. Application Form in any other mode will not be accepted.**
4. **Only one application is to be submitted by a School. More than one application i.e. multiple Application Forms submitted by a School will not be accepted.**

5. **Instructions for filling Online Application Form:**

❖ Download Information Bulletin and Replica of Application Form. Read these carefully.

❖ **Follow the steps given below to Apply Online:**

**Step-1:** Register for Online Registration using the Email ID and Mobile No. of the Principal/Headmaster/Authorized Teacher and note down system generated Application Number.

**Step-2:** Complete the Online Application Form and note down the system generated Application Number. Schools will have to nominate their candidates, fill their particulars.

**Step 3:** Upload photographs of their candidates.

Upload legible scanned images of: (i) a recent photograph of the candidate (in jpg/ jpeg file, size 10Kb – 200Kb) either in color or black & white with 80% face (without mask) visible including ears against white background

**Step-4:** Pay fee using Bank Payment Gateway through Net Banking Debit Card / Credit Card / UPI / Wallet and keep proof of fee paid.

❖ All the 4 Steps can be done together or at separate timings.

6. After successful completion of Step-4, Confirmation Page of the Application Form should be downloaded and a printout of the same may be retained for future reference. The Confirmation Page of the online Application Form could be generated **only after successful payment of fee.**

In case the Confirmation Page is not generated after payment of Prescribed Fee, then the School should approach the concerned Bank/Payment Gateway integrator (in the helpline number and email given in Annexure-I of the Information Bulletin), for ensuring the successful payment.

In spite of above, if successful transaction is not reflected on the Portal, the school may contact NTA Helpline at 011-40759000, 011-6922 7700, SAI Call centre number 1800 202 5155, 1800 258 5255 or write to NTA at [fitindia@nta.ac.in](mailto:fitindia@nta.ac.in) or [contact@fitindia.gov.in](mailto:contact@fitindia.gov.in) . If the payment issue is still not resolved, the school may pay second time.

However, any duplicate payment received from the school by NTA in course of said transactions will be refunded through the same payment mode through which the payment was received, after fee reconciliation by NTA.

7. Information such as name of the school, Principal, contact details / address, candidates' details, class in which they are studying, date of birth, language opted, etc. provided by the School in the Online Application Form will be treated as final. Any request for change in such particulars afterwards will not be considered by NTA.

8. NTA does not edit/modify/alter any information entered by the candidate under any circumstances. Any request for change in information will not be entertained. Therefore, Schools are advised to exercise utmost caution for filling up correct details in the Application Form. **Corrections sent by the Schools/Candidates through Post/ Fax/WhatsApp/Email/by Hand will not be entertained by NTA.**
9. User must ensure that their email address and mobile number to be registered in their online Application Form are their own or that of any of their parents, as relevant/ important information/ communication will be sent by NTA through e-mail on the registered e-mail address and/or through SMS on registered mobile number only. NTA shall not be responsible for any non-communication/ miscommunication with a candidate if the email address or mobile number given by him/ her is other than his/ her own or that of any of their parents.
10. NTA disclaims any liability that may arise to a candidate(s) due to incorrect information provided by him/her in his/her online Application Form.
11. Schools/Candidates are advised to be in touch with the NTA Website and check their e-mails regularly for latest updates.

**Note:**

- i. *The final submission of Online Application Form will remain incomplete if Step-3 and step-4 are not complete. Such forms will stand rejected and no correspondence on this account will be entertained.*
- ii. *No request for refund of fee once remitted by the School will be entertained by NTA under any circumstances.*
- iii. *The entire application process for **Fit India Quiz 2023** is online, including uploading of scanned images, payment of fees and printing of confirmation page, admit card, etc. **Therefore, Schools/Candidates are not required to send/submit any document(s) including confirmation page to NTA through Post/ Fax/WhatsApp/Email/by Hand.***
- iv. *Usage of Data and Information: NTA/Government of India can use the data provided by the End Users (test taker in this case) for internal purpose(s) including training, research and development, analysis and other permissible purpose(s). However, this information is not for use by any third party or private agency for any other use.*

**Note:**

1. *In case it is found at any time in future that the Candidate has used / uploaded the photograph and signature of someone else in his/ her Application Form / Admit Card or he/she has tampered with his/her Admit Card / result, these acts of the candidates shall be treated as adoption of Unfair Means (UFM) Practices on their part and action/s as contemplated under the provisions of the Information Bulletin relating to Unfair Means Practices will be taken.*
2. *Candidates are NOT allowed to keep Instruments, Geometry or Pencil box, Handbag, Purse, any kind of Paper/ Stationery/ Textual material (printed or written material), Eatables (loose or packed), Earphone/ Microphone/ Pager, Calculator, DocuPen, Slide Rules, Log Tables, Camera, Tape Recorder, Electronic Watches with facilities of calculator, any metallic item or electronic gadgets/ devices during the Test. Smoking, chewing gutka, spitting etc. during the Test is strictly prohibited.*
3. *Possession by a candidate of any of the above-mentioned items will be treated as an act of unfair means and may lead to cancellation of his/her candidature in the Test & may also involve debarring the candidate for future test(s).*

# Introduction

## 1. About National Testing Agency (NTA)

The Ministry of Education (MoE), Government of India (GOI) has established the National Testing Agency (NTA) as an independent, autonomous, and self-sustained premier testing organization under the Societies Registration Act (1860) for conducting efficient, transparent and international standards tests in order to assess the competency of candidates for admissions to premier higher education institutions.

## 2. About Sports Authority of India

The Sports Authority of India (SAI), a successor organization of the IX<sup>th</sup> Asian Games held in New Delhi in 1982, was set up as a Society registered of Societies Act, 1860 by the Department of Sports, Govt. of India with the objective of promotion of Sports and Games.

The main objectives of the organisation are:

- Talent scouting at micro level & nurturing talent towards excellence.
- Training & International Exposure.
- Support Training with Scientific & Sports Equipment and scientific personnel.
- Monitor and enhance Performance with a scientific evaluation system.
- Training and preparation of National teams.
- Sports Infrastructure Development & Maintenance.
- Maintenance and up gradation of 4 stadia complexes and a shooting range in Delhi.
- To produce coaches and physical educationists of high caliber in different disciplines of sports to broad base sports.

## 3. About Fit India Mission:

The Fit India Movement was launched by the Hon'ble Prime Minister in August 2019 with a vision of encouraging every Indian citizen to adopt a physically active lifestyle. Ministry of Youth Affairs and Sports (MYAS) is the nodal ministry for implementing the Fit India Movement in coordination with other stakeholders. The aim of Fit India Movement is to encourage the citizens to include physical activity in their daily lives and to showcase the ease of simplicity of doing activities which can make them fit. In a bid to increase awareness about the importance of physical fitness in our daily lives, the Fit India Mission has conceptualized and conducted multiple events and campaigns. Fit India Movement has been able to mark its presence in more than 4 lakhs schools across the country through Annual Fit India School Week Celebrations and Fit India School certifications.

---



To further propagate the message of Fit India Movement among the school children and strengthen its presence in schools, a Fit India Quiz has been envisioned to involve school children across the country. Fit India Quiz, while providing a national platform to students to showcase their knowledge about fitness and sports, also endeavours to create awareness among students about India's rich sporting history, including centuries-old indigenous sports, our sporting heroes of the past and how traditional Indian lifestyle activities hold the key to a Fit Life for all.

Fit India Division under Sports Authority of India shall be the chief benefactor for the Fit India Quiz and shall provide all necessary support and guidance to the stakeholders. The Fit India Mission Team will coordinate with the concerned State Departments and facilitate in providing guidelines and defining SoPs across various stages of the Fit India Quiz.

The first such quiz was held in 2021 and second quiz in 2022. It is proposed to conduct the same in 2023 also.

#### 4. Fit India Quiz 2023

The Fit India Quiz is primed to be the first-of-its-kind nation-wide quiz on fitness and sports for school children. The quiz will have representations from every State/UT in the country and will be a mix of online and broadcast rounds. The quiz format has been designed in an inclusive manner wherein school students from across the country will get an opportunity to test their fitness and sports knowledge against their peers. The quiz will be open for students from all age groups, but the questions shall be framed in a way that can be easily answered by students of class 8 and above. Following table provides the summary of phases/rounds involved in the Fit India Quiz:

Phases/Rounds	Description
REGISTRATION (PHASE 1)	<ul style="list-style-type: none"><li>• The school to hold the first round of selection of students internally and register the selected students for the Preliminary round.</li><li>• Registration for preliminary round will be open to all schools across India.</li><li>• Schools will be required to register minimum 2 students for the quiz on link available on the NTA portal which is available on the Fit India portal (<a href="http://www.fitindia.gov.in">www.fitindia.gov.in</a>). Schools can register more than 2 students. There is no upper limit for number of students to be registered for Fit India Quiz from a single school.</li><li>• A registration fees for Rs. 100 per student shall be applicable. School to deposit the registration fees for each student at the time of registration.</li><li>• The registration and payment by the schools shall be done by visiting the NTA portal registration link provided on the Fit India website</li></ul>

PRELIMINARY  
ROUND:  
(PHASE 1)

- Registered students will compete individually on an online platform hosted by NTA (National Testing Agency). The quiz questions shall be framed in a way that can be easily answered by students of class 8 and above.
- Provision will be made to have quiz questions in 13 languages- English, Hindi, Tamil, Malayalam, Telugu, Kannada, Marathi, Gujarati, Odiya, Assamese, Bengali, Punjabi and Urdu. However, in case of any discrepancies or invalidation, questions in English / Hindi language will prevail.
- The necessary links for accessing the quiz, username, and passwords for nominated individual student will be shared with the school and students before the NTA round.
- The quiz under NTA round will be of 30 minutes duration and will consist of 60 multiple choice questions (MCQ). Negative marking will be given for incorrect answers (Each correct answer carries 4 marks and for each wrong answer 1 mark will be deducted).
- The NTA round will be taken by individual student through Android mobile device and internet connectivity, using the specific Android mobile application.

Evaluation and Results of NTA round

- The students will be evaluated based on the scores achieved in the NTA round. If more than one student gets the same score, the younger student (age-wise) will rank higher in the merit list.
- The school whose student is there in the merit list will qualify for the state round.
- Top ranked 4-32 schools from each State/UT will qualify for the next round as per the following table:

S. No.	Number of Schools participating from State/UT	Number of qualified Schools for State/UT round
1.	0-500	4
2.	501-1000	8
3.	1001-5,000	16
4.	More than 5,000	32

- If more than one student in the merit list are from the same school, the next student and school will secure a position, making his/her school qualifying for the state round.
- The qualified school preferably nominate an additional student from the participants of the NTA round as quiz partner, based on their discretion, for the State Round to form a team of two quizzers. However, if more than one student qualified for the same school then the team shall have both the qualified students.

The State and National rounds of the quiz will have innovative concepts including physical challenge/activity to make it fun, interactive and engaging for the audience. The quiz will also have multi-format including buzzer round and audio/video identification round etc.

Fit India Mission has entrusted National Testing Agency (NTA), the task of registration of schools, receiving nominations from them, conduct the online test and declare the results and the merit list.

This Information Bulletin intends to provide information regarding i.e. Preliminary round of the Fit India Quiz-2023.

#### 5. Mode of the test:

**The test will be conducted in the online mode (Internet based).** It will be remotely proctored. Candidates will not be required to go to any test Centre for appearing in the test. He/she can appear in the test from wherever he/she is on Android Mobile Phone/Tablet.

#### 6. Pattern of the test:

The paper comprises 60 (Sixty) Multiple Choice Questions on:

- History of Indian Sports, Traditional Sports/Games, Yoga, Personalities etc.
- Fitness with special emphasis on Indian traditional fitness methods
- Khelo India /Olympics/CWG/Asian Games etc.
- Questions based on the multiple schemes of Government of India on Sports Promotion and fitness such as Khelo India Scheme, TOPS, Fit India Mission
- Prominent Domestic and international leagues and competitions- IPL, ISL, La Liga, Big Bash Leagues, F1/Moto racing, boxing etc.
- Any other National/International development about sports and fitness

#### 7. Medium of Question Paper:

- Question Paper will be in any one of the 13 languages (given below) opted by the school in the application form:  
English, Hindi, Tamil, Malayalam, Telugu, Kannada, Marathi, Gujarati, Odiya, Assamese, Bengali, Punjabi and Urdu.
  - **Each candidate will get to see on the screen, the question in the language opted by him/her in the application form.**
  - Option of medium of Question Paper should be carefully chosen by the School, while filling the Application Form online. The option once exercised cannot be changed.
-

## 8. Eligibility Criteria for FIT INDIA QUIZ -2023

### 8.1. Eligibility requirements:

A student enrolled in any of the schools in India (under any Board) is eligible to participate in the test. However, he/she has to be nominated by the school/s where he/she is studying. Schools can nominate minimum 2 candidates studying in their school to represent the school in the Fit India Quiz 2023. **There is no limit on the maximum number of students that can be nominated by the school.**

### 8.2. General Instructions

NTA reserves the right to withdraw permission, granted inadvertently if any, to any candidate who is not eligible to appear in the FIT INDIA QUIZ -2023 even though the Admit Card had been issued by the NTA.

In case of any ambiguity in interpretation of any of the instructions/ terms/ rules/criteria regarding determination of eligibility/conduct of test/ registration of candidates/information contained therein, the interpretation of the SAI/NTA shall be final and binding.

## 9. Instructions for filling online Application Form

Schools have to register their candidates for FIT INDIA QUIZ -2023 “Online” ONLY by accessing the website: <https://fitindia.nta.ac.in/> (Link available on Fit India Website- [www.fitindia.gov.in](http://www.fitindia.gov.in)). The Application Form other than online mode would not be accepted in any case. Only one application is to be submitted by a School. More than one application i.e. multiple Application Forms submitted by a school will be rejected.

It is suggested that the school should keep the following ready before filling of the online Application Form:

- A computer with proper and stable internet connectivity (preferably 1 Mbps)
  - UDISE number of the School
  - A valid e-mail ID-of the Principal or the Head of the School, as important communications will be made in this e-mail ID
  - A valid mobile number of the Principal or the head of the School, as important information via SMS will be sent to this number.
  - List of candidates whom they want to nominate. It may be noted that the schools should finalise the list beforehand and keep it ready since after payment of fee, they will not be able to add, delete or replace any candidate nominated.
  - Name, date of birth, father’s name, mother’s name, email ID, mobile phone number of the student or any of his/her parents, etc.
-

- Date of birth should be as per school records.
- Scanned clear passport photograph in JPG/JPEG format (size between 10 kb–200 kb) either in colour or black & white with 80% face (without mask) visible including ears against white background,
- Bank account details for payment of fee.

Information Bulletin and Replica of Application Form may be downloaded and read carefully by the schools so that they are sure about the eligibility of their candidates and acquaint themselves with requirements for submission of Online Application Form.

In order to avoid correction in the particulars at a later stage, the schools should *exercise utmost caution while filling up the details in the Application Form.*

Following Steps may be followed to Apply Online

- **Step-1:** Registration of the School :  
Schools have to register themselves by providing details about the school (including UDISE number of the School) and the name, mobile number and email ID of the Head of the School. The Head of the School will receive an OTP on the mobile and email ID provided. After verification of the email ID and phone number, schools will receive the application number. They should note down the application number which will be required by them to log into the portal, later.
- **Step-2:** Nomination of candidates by the School  
School can log in using their application number and UDISE number and fill the details of their students whom they want to nominate. Schools can nominate minimum 2 students. There is no upper limit on the number of students that can be nominated/registered for Fit India Quiz 2023. They have to fill the details of the students, including their email ID and mobile phone numbers.
- **Step-3:** Upload legible scanned images of: (i) a recent photograph (in jpg/ jpeg file, size 10Kb – 200Kb) either in colour or black & white with 80% face (without mask) visible including ears against white background of the candidates nominated;
- **Step-4:** Payment of fees:
- Schools have to confirm that they have completed their nomination and proceed to make the payment. It may be noted that the schools will not be able to add/delete/replace candidates after payment is done. They have to make sure that they have added all the students whom they want to nominate. If they want to add more candidates they can do so before they make the payment. The fee may be paid using **Bank Payment Gateway through Net Banking Debit/Credit Card / UPI / Wallet.** Schools are advised to keep proof of fee paid.

All the 4 Steps can be done together or at separate sittings.

After successful completion of Step-4, Confirmation Page of the Application Form, should be downloaded and a printout of the same may be retained for future reference. The Confirmation Page of the online Application Form could be generated **only after successful payment by the School.** In case the Confirmation Page is not generated after payment of Prescribed Fee, then the school should approach the concerned Bank/Payment Gateway integrator (in the helpline number and email given in **Annexure-I** of the Information Bulletin), for ensuring the successful payment.

---

In spite of above, if successful transaction is not reflected on the Portal, the school may contact NTA Helpline at 011-40759000, 011-69227700, SAI Call Centre 1800 202 5155, 1800 258 5255 or write to NTA at [fitindia@nta.ac.in](mailto:fitindia@nta.ac.in) or [contact@fitindia.gov.in](mailto:contact@fitindia.gov.in) If the payment issue is still not resolved, the school may pay second time.

However, any duplicate payment received from the school by NTA in the course of said transactions will be refunded through the same payment mode through which the duplicate payment is received, after fee reconciliation by NTA.

**Candidates will be allowed to take the test from their respective place/s on their Android mobile phones/tablet. They need not visit any Test Centre for appearing in the test.**

**Conduct of the test will be proctored on-line, through human proctors, in addition to monitoring by Artificial Intelligence tools.**

**Note:**

- (i) The final submission of Online Application Form will remain incomplete if Step – 3 and Step–4 are not completed, such Application Forms will stand rejected and no correspondence on this account will be entertained.
  - (ii) No request for refund of fee once remitted by the Schools will be entertained.
  - (iii) The entire application process of FIT INDIA Quiz-2023 is online, including uploading of scanned images, Payment of Fees and Printing of Confirmation page. Therefore, schools/candidates are not required to send/submit any document(s) including Confirmation page to NTA through Post/Fax/By Hand/E-mail.
  - (iv) Schools/Candidates are advised to be in touch with the NTA's website regularly for latest updates and to check their e-mails.
  - (v) The NTA can make use of the data generated for the purpose of research and analysis.
  - (vi) Candidates nominated by the Schools who have submitted the online application and paid the Test fee till last date will be allowed to appear in Fit India Quiz -2023 and their admit cards will be uploaded on the website as per schedule.
  - (vii) NTA verifies neither the information filled by the candidates/schools in the Application Form nor the eligibility of candidates.
  - (viii) The date of birth, class in which the candidate is currently studying and other details will be verified by the concerned institution. The schools are therefore, advised to ensure the particulars submitted by the candidates are correct.
  - (ix) The NTA will, in no way, be responsible for any wrong/incorrect information furnished by the candidate(s) in the Application Form. The letter/e-mails/WhatsApp Message/Public Grievance in this regard will not be entertained by the NTA.
-

## 10. Procedure for Filling Application Form

### Part I: Registration Page

#### Fill in the basic information

- (i) Complete physical address with the name of the town, State, PIN CODE, Email address and phone number of the School/Principal or the Head of the Institution. Schools must provide the mobile number and email ID of the Principal/Head Master/any other authorized teacher

**Note: Only one e-mail address and one Mobile Number are valid for one application**

### PART II: Fill in the complete Application Form

#### Fill in the details of candidates

- (i) Candidate's Name/ Mother's Name/ Father's Name:  
Provide Candidate's Name, Mother's Name, Father's Name as given in the school records. No prefix in the name of the candidate is allowed.
- (ii) Date of Birth: dd/mm/yyyy  
Provide Candidate's date of birth as per School records
- (iii) Mobile Number and e-mail Address:

Candidates must provide their own Mobile Number and e-mail address or that of any of their parents

**Note: The NTA shall not be responsible for any delay/loss in postal transit or for an incorrect Correspondence address/email address /phone number given by the Applicant in the Application Form.**

### PART III: Uploading of scanned images

#### (i) Candidate's Photograph: to be uploaded

- Photograph should not be with cap or goggles. Photograph should cover 80% face (without mask) visible including ears against white background.
- Spectacles are allowed if being used regularly.
- **Polaroid and Computer generated photos are not acceptable.**
- **Applications not complying with these instructions or with unclear photographs are liable to be rejected.**
- **It may please noted that if it is found that photograph uploaded is fabricated or de-shaped or seems to be hand-made or computer made, the form of the candidate will be rejected and the same would be considered as using unfair means and the candidate would be dealt with accordingly.**
- Application without photograph shall be rejected. The photograph need not be attested.

**Note: Passport size photograph is to be used for uploading on Online Application Form.**

- **The candidate should scan his/her passport size photograph for uploading.** File size must be between 10 kb to 200 kb.

#### Step IV: Payment of Fee and Status of receipt of Online Application Form with Fee:

The final Confirmation of payment of Fee and the receipt of online transaction will be displayed in the Confirmation Page of Fit India Quiz-2023. The candidature of the candidate, whose fees has not been received upto the prescribed last date, will not be considered for the examination. In case the school has paid the fee but is still not able to download the Confirmation Page, the school should approach the NTA Help Line between 10.00 am and 5.00 pm with the following documents for correction and considering his/her candidature for the examination.

- (i) Proof of fee paid (Photocopy of transaction slip of fees paid through Debit/Credit Card and Net Banking). In case, the fee has not been remitted within the prescribed last date, the application would be treated as incomplete/unsuccessful and it shall not be considered.
- (ii) Candidates are advised to keep visiting the NTA website regularly for latest updates. Candidates should check their mailbox for the given email IDs and SMS in their registered Mobile Number for latest updates and information.

#### 11. Payment of Fee

- Application Fee Payable by the Schools is Rs 100/- (Rupees One Hundred only) per candidate registered.
- The amount of fee stated above is exclusive of applicable taxes if any.
- The application fee once paid will not be refunded under any circumstances.

#### 12. Method of Fee Payment

- After completing Step 2 of online Application Form, schools may remit the examination fee (Step-3) through Debit/Credit card/Net Banking
- Note: In case, the fee payment status is not 'OK' schools are advised as follows:
- If the fee is paid through credit/debit card and status is not OK, it means the transaction is cancelled. Therefore, such schools have to pay the fee once again and ensure the OK fee status.
- For cancelled transactions, the amount will, automatically, be refunded to concerned credit/debit card within 15 days of last date of submission of Application Form.
- Generation of Confirmation Page confirms the final submission of Application Form. If Confirmation Page has not been generated, this means that Application Form has not been submitted successfully.
- Schools are advised to download and keep a Printout of Application Form (Confirmation Page) for their own record and **future** usage.

#### 13. Important Points to Note:

- (i) In order to appear in Fit India Quiz-2023, schools are required to apply '**online**' only at <https://fitindia.nta.ac.in>. The Application Form other than online mode shall not be accepted.



- (ii) Schools should fill their complete postal address with PIN Code for further correspondence. **The NTA/Fit India shall not be held responsible for any loss due to incorrect address given by the applicant in the Online Application Form.**
- (iii) **Schools must ensure that the mobile number and email address of the school given by them in Step 1 are correct.**
- (iv) The Candidate must ensure that e-mail address and Mobile Number provided **in the Online Application Form( in Step -2) are their own or that of any of their parents (which cannot be changed later)** as communication may be sent by NTA through e-mail or SMS.
- (v) The Candidate should not give the postal address, Mobile Number or e-mail ID of any Coaching Centre in the Online Application Form.
- (vi) **No change in any of the particulars given in the application form will be accepted through offline mode i.e. through fax/application including e-mail etc.**
- (vii) School are to ensure that the candidates nominated by them are their students studying in their school.
- (viii) **Online Application Form cannot be withdrawn once it is submitted successfully.**
- (ix) **Schools will be given an opportunity to correct any particulars of the school/candidates nominated by it, in the form, through the Correction Window when it opens at <https://fitindia.nta.ac.in>. However, schools will not be able to add withdraw or replace any candidate who is already nominated, through the “Correction window”. However, once the corrections are submitted through the “Correction Window”, no further changes in the form are possible.**
- (x) Selection of a candidate in the test is provisional subject to being found otherwise eligible for admission.
- (xi) Schools/Candidates **are not** required to send/ submit the Confirmation Page of Online Application Form to the NTA/SAI. However, they are advised to retain the following documents with them as reference for future correspondence:
  - ❖ Copy of the Confirmation Page of Online Application Form.
  - ❖ Proof of fee paid
  - ❖ Photographs **(same as uploaded on the Online Application Form)**
- (xii) **The name on the photo identification must match with the name as shown on the Admit Card. If the name has been changed for whatever reasons, candidate must show the relevant document like Legal Name Change Document at the time of the test.**
- (xiii) If a candidate at any stage is found to have furnished incorrect information or deliberately suppressed any material information, his/her candidature/admission will be rejected/cancelled as soon as it comes to the notice of either NTA or SAI.

#### 14. **Replica of Application Form**

The replica of the Fit India Quiz-2023 Application Form is available at **Annexure-III**.

Selection of a candidate in the test is provisional, subject to being found otherwise eligible. In case a candidate is found providing incorrect information or the identity is proved to be false at any time in the future, the candidate shall face penal action as per law.

The Schools are **not** required to send/ submit the confirmation page of Online Application Form to the NTA. However, the schools are advised **to retain** the following documents with them as reference for future correspondence:

- At least four printouts of the Confirmation Page of Online Application Form
- Proof of fee paid.
- Passport size Photographs (same as uploaded on the Online Application Form) –of each of the candidates need to be kept aside.
- The name on the photo identification must match with the name as shown on the Admit Card. If the name has been changed due to certain events candidate must show the relevant document at the time of test. (Decree / Legal Name Change Document).

#### **15. Admit Card for FIT INDIA-2023**

- The Admit Card is issued provisionally to the candidates, subject to their satisfying the eligibility conditions.
- Candidates are required to download and print the Admit Card from the NTA website <https://fitindia.nta.ac.in> using their mobile number/email ID and their date of birth and appear in the test on the date and timing as indicated in their Admit Card. The Admit Card will, inter-alia, contain the following,
  - Date/s and timings of the webinar/s that will be organized to familiarize the candidates with the process of appearing in the test
  - Date/s and timings of the Mock Test and Actual Test
  - Link where the test can be taken
  - User ID for accessing the site
  - Password for accessing the site
  - Instructions on how to appear in the test
  - Site from where the Safe Exam Browser can be downloaded
- No candidate will be allowed to appear in the Test on Date and timing other than that allotted to them in their Admit Card.
- In case candidates are unable to download Admit Cards from the website, they may approach the Help Line at 011-40759000, 011-69227700 between 10:00 am and 5:00 pm or write to NTA at [fitindia@nta.ac.in](mailto:fitindia@nta.ac.in) .

**The candidates are advised to read the instructions on the Admit Card carefully and follow them during the test.**

---

In case of any discrepancy in the particulars of the candidate or in his/her photograph shown in the Admit Card and Confirmation Page, the school/candidate may immediately **approach the NTA Help Line 011 4075 9000, 011 6922 7700 between 10:00 am and 05:00 pm** or write to NTA at [fitindia@nta.ac.in](mailto:fitindia@nta.ac.in) or [contact@fitindia.gov.in](mailto:contact@fitindia.gov.in). In such cases, candidates would appear in the Test with the already downloaded Admit Card. However, NTA will take necessary action to make correction in the records later.

**Note:**

- a. Candidate may please note that Admit Cards will not be sent by post.
- b. Candidate must not mutilate the Admit Card or change any entry made therein.
- c. Candidates are advised to preserve their Admit Cards in good condition for future reference.
- d. No Admit Card shall be issued to the candidates whose Applications are found to be incomplete for any reasons (including indistinct/ doubtful photographs/unsigned Applications) or who do not fulfill the eligibility criteria.
- e. Issue of Admit Cards, however, shall not necessarily mean acceptance of eligibility which shall be further scrutinized at subsequent stages.

**16. Hardware and software requirements for appearing in the online test:**

Device	Mobile Phone / Tablet
Type of device	Android Mobiles/Tablet only. (No IOS/iPhone Devices)
RAM	2 GB or above
Microphone	Built in Microphones are acceptable, as are external microphones
Web Camera	Webcam must have a minimum resolution of 640X480 @ 15fps
Recommended internet speed	1 MBPS or more-dedicated and continuous connectivity
Browser	Keep a version of Chrome installed in your mobile/tablet devices

**17. Conduct of the Test**

Webinars will be held about 4-5 days prior to the test to familiarize the candidates about the process of taking the test.

A mock test will be scheduled 2-3 days before the actual test.

---

Candidates will be advised of the date, time of the mock test, URL where the mock and the actual test are to be taken, User ID and password, the site from where the Secured Exam Browser is to be downloaded, through the Admit Card.

Detailed instructions on how to take the mock test and the actual test are contained in **Annexure-II**. Candidates are advised to go through them carefully and comply with them.

The intent of the Mock Test is to provide the candidates with a session to experience the online platform in a better manner and check all the system requirements for the platform. This will help the candidate to solve any of the concerns/issues before the main assessment.

**It is mandatory for all the candidates to take the mock test.**

The actual test will be held in multiple sessions, as is necessitated by the number of candidates and the technical requirements.

The timing of the session in which the candidate is required to take the test will be given on the Admit Card.

Candidates are advised to note their exam session carefully and appear in the test at the given time.

Candidates MUST keep the following documents on the day of Test:

- Print copy of Admit Card downloaded from NTA website,
- Any one of the authorized Govt. photo IDs (must be original, valid and non-expired), viz. School Identity Card/ PAN card / Passport / Aadhaar Card (With photograph) / Aadhaar Enrolment No / Ration Card or Photograph and signature attested on the letter head of the School by the Principal/Head Master

The candidates shall login to the system at least **30** minutes before the commencement of the test. Candidates can exit the test before time also in case they want to.

The candidates are advised to read the instructions on the Admit Card carefully and follow them strictly.

The candidate must show, the Admit Card and his/her ID proof before the camera before the test commences, as directed on the screen. A candidate who does not possess the valid Admit Card shall not be allowed to appear in the test.

The candidate should ensure that the question paper available on the screen is as per the medium opted by him/her and indicated in the Admit Card. In case, the question paper is in a language other

---

than the opted one, the same may be brought to the notice of Technical Help Desk, immediately. Telephone number of the Technical Help Desk will be given in the Admit Card.

The candidates are governed by the following rules and regulations of the NTA with regard to their conduct in the Test.

1. The candidate will not be permitted to use any electronic devices, other than mobile phones/tablet, on which they are taking the test, during the test.
2. The candidate will not be allowed to move away from his/her seat during the test.
3. The candidate will not be allowed to take any restroom breaks during the assessment.
4. The candidate will not be allowed to lip-sync or read the questions aloud.
5. Candidates are not allowed to cover their faces with hair/clothing/mask or anything else.
6. Candidates should not refer to any books or reference materials or notes. Such an act would be treated as an act of unfair means and would lead to disqualification from the test.
7. Any attempt to use/search answers from google or any other online site would lead to disqualification from the test.
8. Candidate will not be allowed to have food/beverage during the test except water.
9. There should be sufficient light in the room, where the test is taken.
10. The candidate has to ensure that he is the only person in the room during the test and there is no disturbance.
11. At any point of time during the test, if the Proctor finds any suspicious eye movements or any suspicious activities in the test environment, the candidate can be asked by the proctor through Chat, to turn Webcam to show his surroundings to maintain the sanctity of the test.
12. Warning on chat shall appear on the candidate's console on suspicious behavior. In case the candidate does not comply, in spite of repeated warnings from the Proctor, the Test may be called off.
13. Candidate has to keep a check on the chat window for any communication from the Proctor.
14. Candidates are not permitted to wear sunglasses or headphones during the test.
15. Candidates are not to log in from multiple devices.

**Candidate can write to NTA at [fitindia@nta.ac.in](mailto:fitindia@nta.ac.in) for any support and assistance.**

**The test is remotely invigilated by a human proctor. If the candidate does not adhere to the instructions, rules, and regulations, in spite of repeated warnings, the Proctor can terminate the test.**

---

## 18. Caution Notice & Non-Disclosure Agreement (India)

### 18.1. CAUTION NOTICE

- Candidates are advised to refer to FIT INDIA QUIZ-2023 website for authentic information and periodic updates about FIT INDIA QUIZ-2023.
- Candidates are advised not to be lured by various claims of any party or person or institute for qualifying FIT INDIA QUIZ-2023 Test.
- Candidates are advised to bring any such information to the notice to NTA by e-mail on [fitindia@nta.ac.in](mailto:fitindia@nta.ac.in).

### 18.2. NON-DISCLOSURE AGREEMENT (NDA)

- FIT INDIA QUIZ-2023 is a proprietary Test and is conducted by NTA on behalf of Sports Authority of India. The contents of this test are confidential, proprietary and are owned by NTA/SAI and explicitly prohibits the school/candidate from publishing, reproducing or transmitting any or some contents of this test, in whole or in part, in any form or by any means, verbal or written, electronic or mechanical or through Hangouts, Blogs etc. using either one's own account or proxy account (s), for any purpose.
- By registering for and /or appearing in FIT INDIA QUIZ 2023, the candidate explicitly agrees to the above Non-Disclosure Agreement and general terms of use for FIT INDIA QUIZ 2023 as contained in this Information Bulletin & FIT INDIA QUIZ 2023 website
- Violation of any act or breach of the same shall be liable for penal action and cancellation of the candidature at the bare threshold.

## 19. Unfair Means Practices and Breach of Test Rules

**Definition: Unfair Means Practice is an activity that allows a candidate to gain an unfair advantage over other candidates. It includes, but is not limited to:**

- Being in possession of any item or article which has been prohibited or can be used for Unfair Practices including any stationery item, any electronic device (other than the mobile phone/tablet on which he/she is taking the test), accessories, eatable items, ornaments or any other material or information relevant or not relevant to the Test;
  - Using someone to write Test (impersonation) or preparing material for copying;
  - Breaching Test rules or any direction issued by NTA in connection with FIT INDIA QUIZ 2023 test;
  - Taking the assistance of others to engage in malpractices, giving or receiving assistance directly or indirectly of any kind or attempting to do so;
  - Writing questions or answers on any material;
  - Contacting or communicating or trying to do so with any person, during the test;
-

- Opening or browsing any site other than the test link, during the test
- Threatening any of the officials connected with the conduct of the Test;
- Using or attempting to use any other undesirable method or means in connection with the test;
- Manipulation and fabrication of online documents viz. Admit Card, Self-Declaration, etc.;
- Use or attempted use of any electronic device (other than the mobile phone/tablet on which he/she is taking the test) during test
- fixing/uploading of wrong/morphed photographs on the Application Form/Admit Card/Pro forma;
- Creating obstacles in smooth and fair conduct of test;
- Any other malpractices declared as Unfair Means by the NTA.

**Note: The decision of NTA/SAI shall be final and binding on declaration of any person / candidate guilty of any of the foregoing matters or such other offence as shall be classified as Unfair Means Case (UMC).**

## 20. Evaluation criteria:

- Each question carries 4 marks. One mark will be deducted for a wrong answer.
- If more than one option is correct, those who have marked any of the correct options will be given full marks.
- If the question is wrong or none of the options is correct, the question would be dropped and the total number of questions/marks of the test would stand reduced accordingly.

## 21. Declaration of Results

Results will be processed and hosted on Fit India website A Public Notice will be hosted on the NTA website regarding the date when results would be announced. Candidates can login to the site and view the marks secured by them and their position in the State/UT wise merit list.

**There is no provision for rechecking/re-evaluation/re-totaling of the result/score and no query in this regard will be entertained.**

## 22. Merit List

- Merit list will be prepared State/UT wise. A candidate will be deemed to belong to the State/UT where the school which had nominated him/her is located.
  - State/UT wise merit list of candidates shall be prepared on the basis of marks secured in the FIT INDIA QUIZ -2023
  - In case more than one candidate, secure the same marks, the inter-se merit will be determined on the basis of the age of the candidate. Candidate lower in age will be ranked higher in merit.
-

- Selection of School for the State level Round will depend on the marks secured by the candidates nominated by it.
- Merit List will be displayed on the Fit India website.
- The number of schools selected in a State /UT will depend on the number of schools from that State/UT participating.

### **23. Post result activities:**

Candidates/Schools who are short listed for the next stage, i.e. State Level contest, of the FIT INDIA QUIZ – 2023 - will be advised by Fit India Mission separately. NTA has no role to play in that process. Candidates and schools are advised to be in touch with the Fit India Mission website for updates in this regard.

A participation certificate will be hosted on the Fit India website, to all those who appeared in the online test conducted by NTA in the Preliminary Round of the Fit India Quiz 2023, in due course.

### **24. Role of NTA:**

Role of NTA is confined to registration of schools/candidates for the test, admitting them to the test, conducting the test in the prescribed mode, processing and declaring the results and hosting the merit list and the Participation Certificate.

### **25. Correspondence with NTA**

All the correspondence should be addressed by e-mail to NTA at [fitindia@nta.ac.in](mailto:fitindia@nta.ac.in) . The email query shall be addressed only if it is not anonymous and contains the name, Registration/Application No, postal address and contact number of the sender. An email containing vague or general queries and other queries as contained in the Information Bulletin shall not be entertained. Queries shall not be entertained from person claiming to be representatives, associates or officiates of the applicant candidate. The following information shall not be revealed by phone or email:

- a. Internal documentation/status.
- b. Internal decision making process of NTA. Any claim/counter claim thereof.
- c. Dates & venue of internal meetings or name of the staff/officers dealing with it.
- d. Any information which in the opinion of NTA cannot be revealed.

The Registered Schools/Candidate(s) can write to NTA at [fitindia@nta.ac.in](mailto:fitindia@nta.ac.in) for any clarification or call NTA at 011 4075 9000.

---



## **26. Weeding Out Rules**

The records of Fit India Quiz-2023 would be preserved upto 90 days from the date of declaration of result.

## **27. Legal Jurisdiction**

All disputes pertaining to the conduct of FIT INDIA-2023 Test including Results shall fall within the jurisdiction of Delhi/New Delhi only. Further, any legal question arising out of the Test shall be entertained only when raised within 30 days from the declaration of result.

The Director (Administration) of the NTA shall be the official by whose designation the NTA may sue or be sued.

## **28. RTI**

Information uploaded on the website shall not be provided to the candidate or any other person under R.T.I. Act, 2005. The information uploaded on the website shall remain for a specific period only. Therefore, the candidates are advised to download the uploaded information and keep with them for future. In due course of examination or in midway of process, neither any application under Right to Information Act, 2005 shall be entertained nor information will be provided.

---

## Annexure-I

### Payment of Test Fee - Procedure/ Mode / Service Provider(s) and Services Charges

1. Prescribed Test Fee (please see the Information at a Glance) can be paid through any Bank/Payment Gateway in any Payment Mode mentioned below. The service / processing charges per transaction & GST applicable @ 18 % are to be paid by the candidate, except for payment made through debit card (Visa/Master):

S.No.	Mode of Payment	CANARA BANK		PAYTM	
1	Net Banking	Canara Bank	NIL Charge	Rs. 4 + GST	
		Other Banks	5.00 + GST		
2	All Debit Card	Canara Bank or Other Banks	Nil Charge	Transaction upto Rs. 2000/-	0%
				Transaction above Rs. 2000/-	0.8% + GST
3	Credit Card	Domestic	0.80% of Fee + GST	Domestic (Minimum Rs. 12)	0.4% + GST
		International	2.35% of Fee+ GST	International	3.5% + GST
4	Unified Payment Interface (UPI)			Transaction upto Rs. 2000/-	0%
				Transaction above Rs. 2000/-	0.65% + GST
				PAYTM Wallet Charge	0.8% + GST

#### (a) If Paying using Canara Bank:

Level	Name	Email ID	Contact Number
1	Helpdesk	<a href="mailto:pgsupport@billdesk.com">pgsupport@billdesk.com</a>	01202400850/1, 9971262371
2	Complaint Management Services	<a href="mailto:genadmnrnoida@canarabank.com">genadmnrnoida@canarabank.com</a>	01202400850/1
3	Customer Care	<a href="mailto:genadmnrnoida@canarabank.com">genadmnrnoida@canarabank.com</a>	9971262371
4	Through SMS	<a href="mailto:genadmnrnoida@canarabank.com">genadmnrnoida@canarabank.com</a>	01202400850/1

**(b) If Paying using PAYTM:**

Level	Name	Email ID	Contact Number
1	Shailesh	<a href="mailto:education.support@paytm.com">education.support@paytm.com</a>	7827407411
2	Ambreen Fatma	<a href="mailto:education.support@paytm.com">education.support@paytm.com</a>	0120-4789521

**(c) NTA Helpdesk Contact details (incase the payment related issues are not resolved through the above mentioned Helplines of the concerned Bank/Payment Gateway Integrator):**

Email: [fitindia@nta.ac.in](mailto:fitindia@nta.ac.in)

Phone No.: 011-40759000, 011 6922-7700

**2. Procedure to raise payment related Grievance:**

After (successful completion of Step-3, Confirmation Page of the Application Form, should be downloaded and a printout of the same may be retained for future reference. The Confirmation Page of the online Application Form could be generated **only after successful payment by the Candidate.**

In case the Confirmation Page is not generated after payment of prescribed Fee, then the candidate should approach the concerned Bank/Payment Gateway integrator (in the helpline number and email given in Annexure-I of the Information Bulletin), for ensuring the successful payment.

In spite of above, if successful transaction is not reflected on the Portal, the candidate may contact NTA Helpline. If the payment issue is still not resolved, the candidate may pay second time.

However, any duplicate payment received from the candidate by NTA in course of said transactions will be refunded through the same payment mode through which the duplicate payment is received, after fee reconciliation by NTA

**3. Information to be provided by the Candidate/School while raising any payment related query/grievance through QRS/email/Helplines: -**

- a. Application number
- b. Name of the Bank and /or payment Gateway.
- c. Date and time of the transaction
- d. Transaction Number
- e. Bank Reference Number
- f. Proof of transaction
- g. Screenshot from the payment portal (incase of payment failure).

## GUIDELINES ON HOW TO APPEAR IN THE ONLINE TEST

### System Requirement Check

You may use the following links to check your system compatibility

- To check webcam:
  - o <https://webcammictest.com>
  - o <https://webcamtests.com>
- To check microphone:
  - o <https://webcammictest.com/check-microphone.html>

### Download Mobile App through the link shared

- Candidates will be provided (via Admit Card/Email and/or SMS and/or website) a link to download Mobile App

### Mobile App :: Installation and Permissions

- Once the app is downloaded from non play store source in this case, you'll have to enable few configuration for the app to get installed.
  - Configuration to be enabled is "Install from unknown sources" or "Install Unknown Apps"
  - You can search this configuration in your phone settings
-

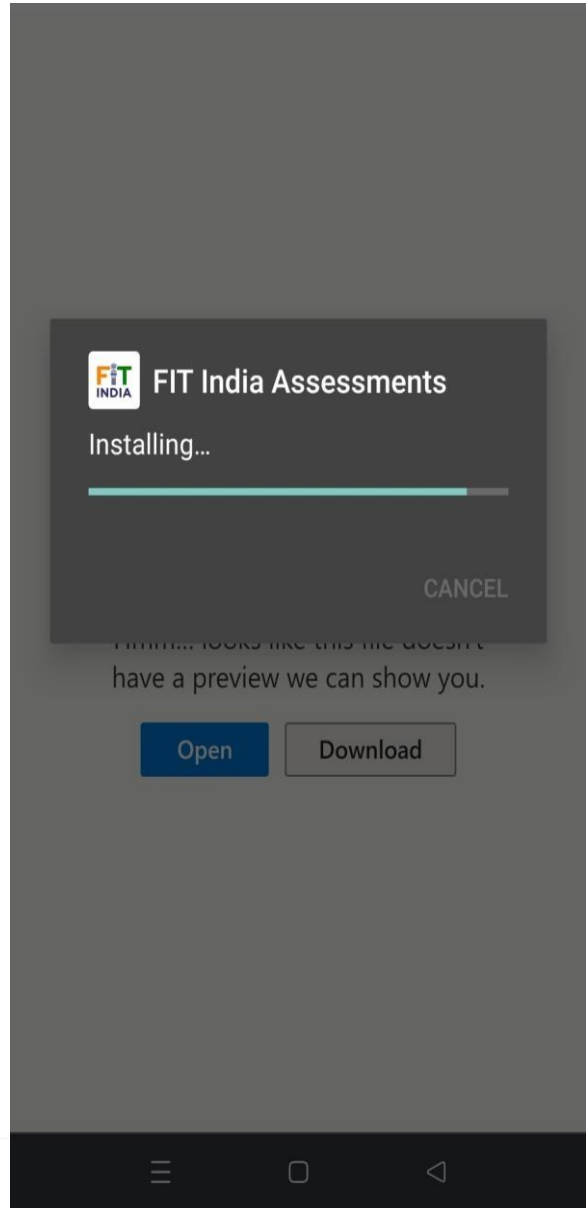


## Install unknown apps

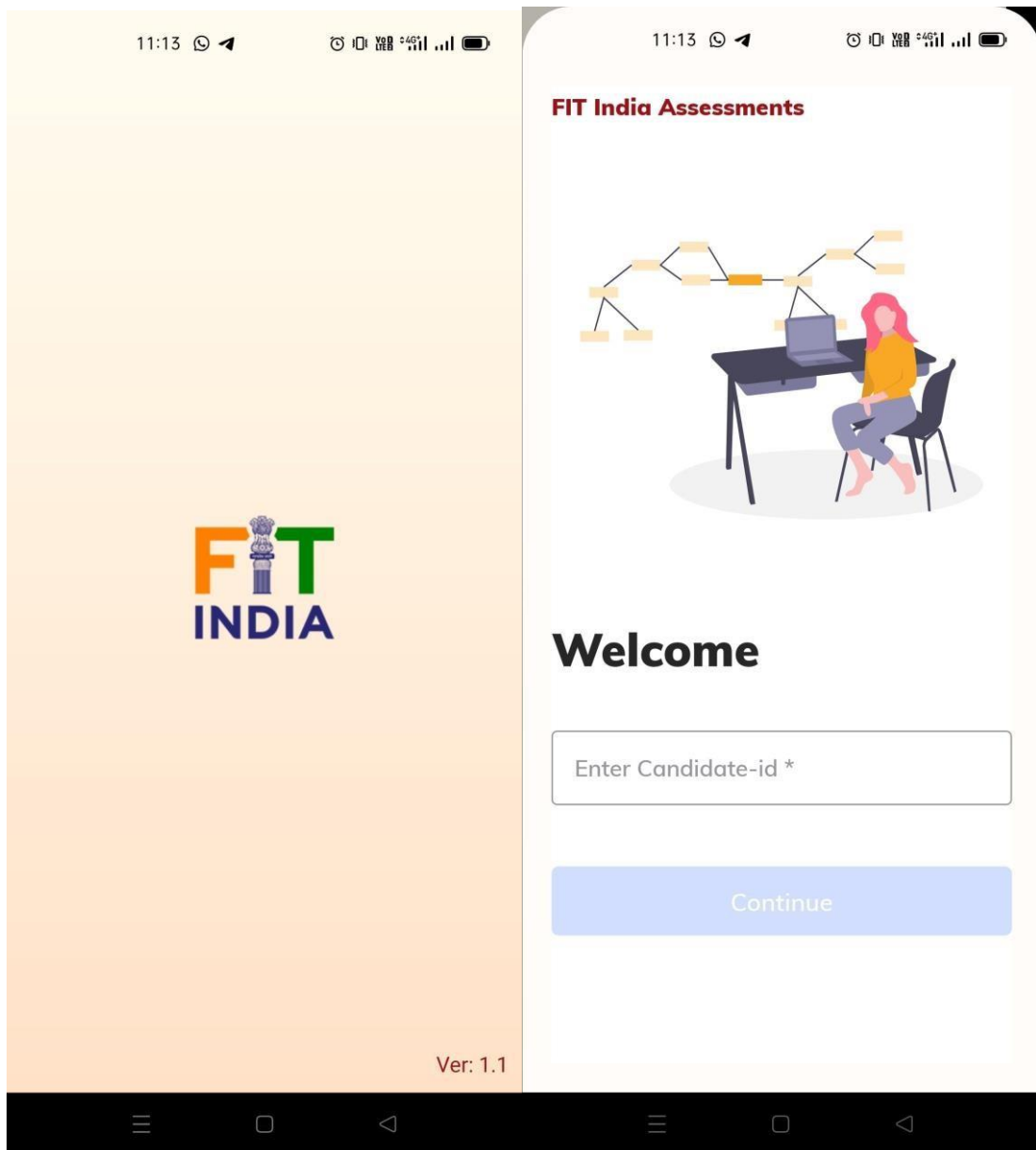
**Allow from this source**



Your phone and personal data are more vulnerable to attack by unknown apps. By installing apps from this source, you agree that you are responsible for any damage to your phone or loss of data that may result from their use.



## Mobile App :: Enter Candidate ID and Continue



### FIT India Assessments



## Welcome

Enter Candidate-id \*

AU100100100

Continue




## Re-login in case wrong candidate Id is entered

11:13



### **FIT India Assessments**



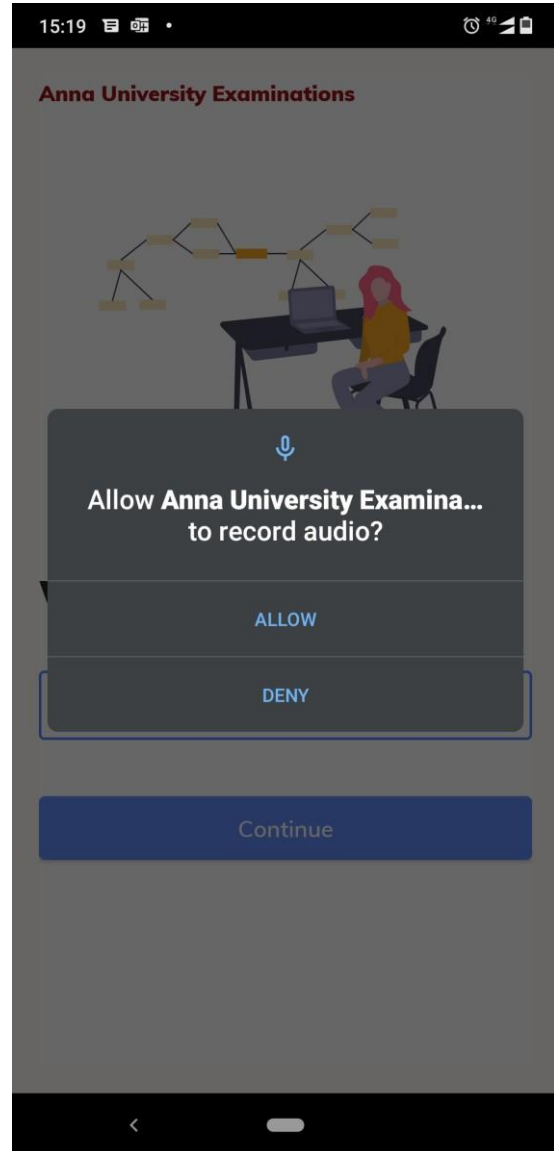
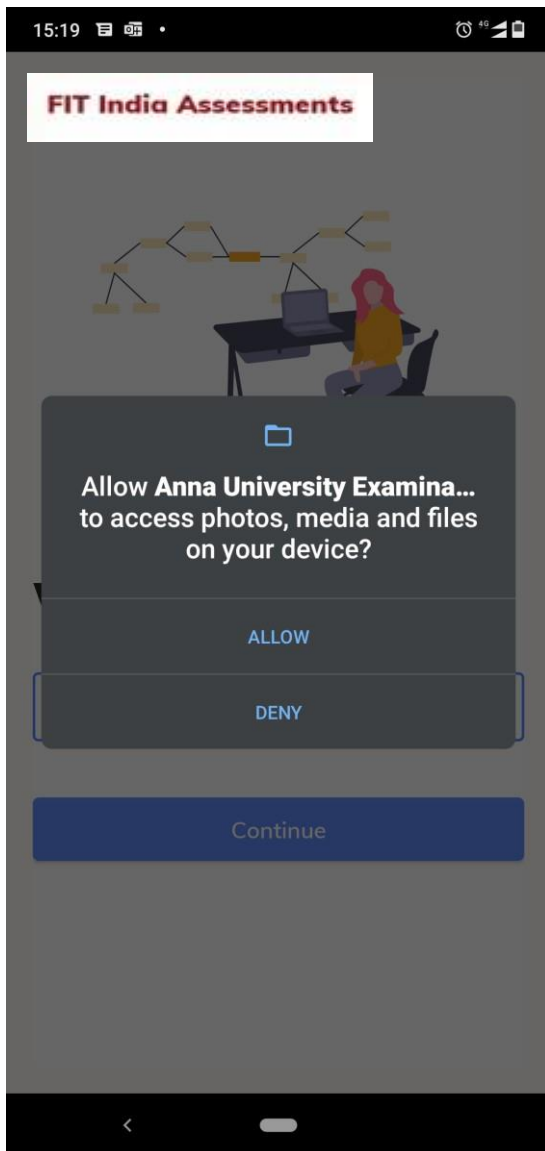
**candidate not found for login:aaacjdc**

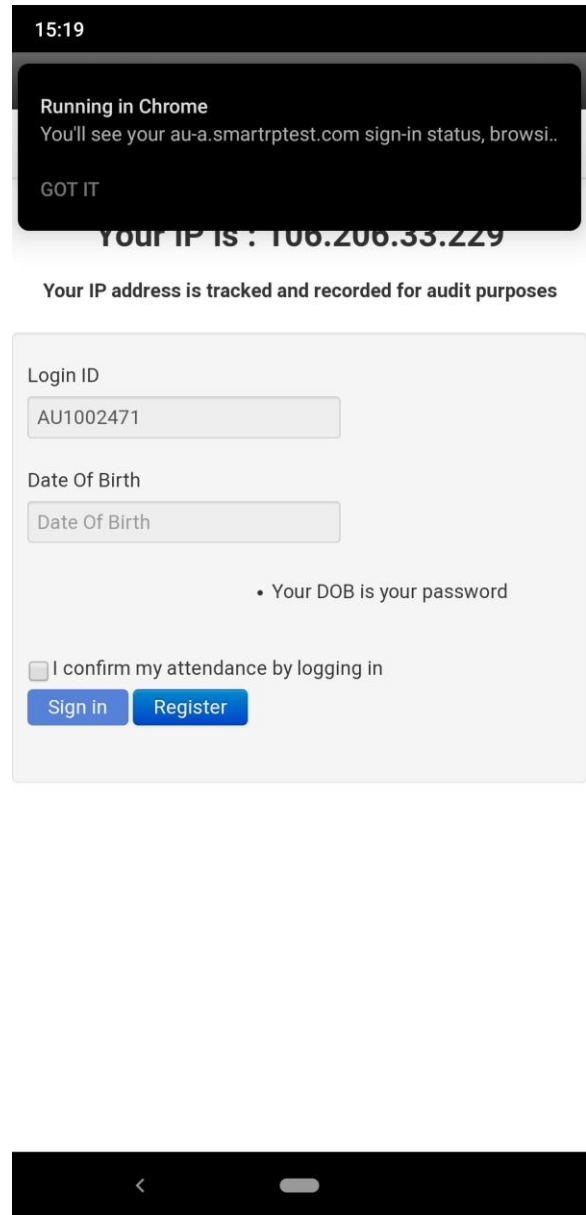
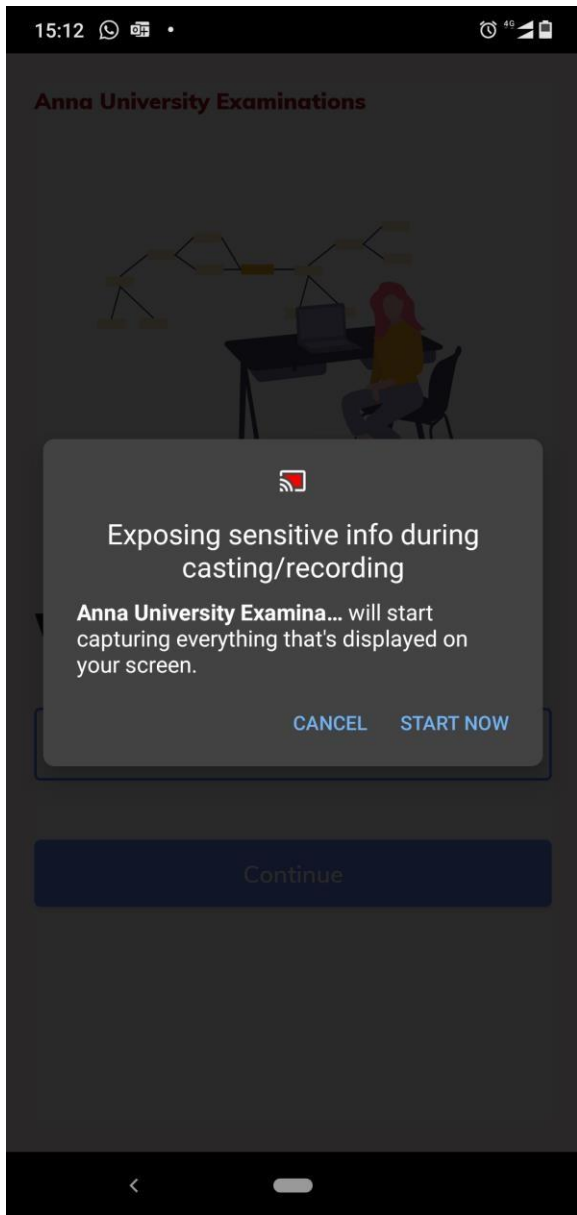
Re-Login





## Grant Access Permissions

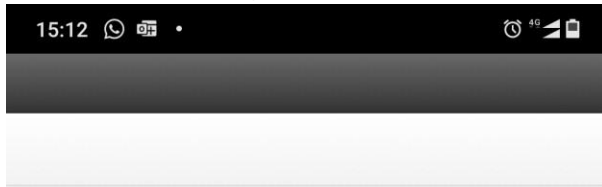




Please Note – The password would be as per the Admit Card. Can be alphanumeric as well.

## Enter Login Credentials, Confirm Attendance and Sign In

- Login credentials can either be date of birth (DoB) or alphanumeric based on configuration.
- Enter login credentials, confirm attendance and sign-in



**Your IP is : 106.206.33.229**

Your IP address is tracked and recorded for audit purposes

Login ID  
AU1002471

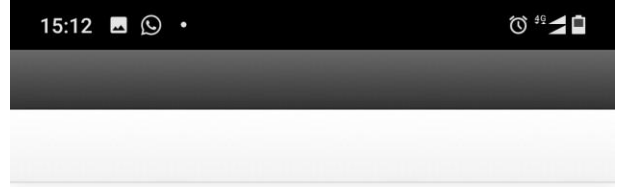
Date Of Birth  
Date Of Birth

Jan 2021

your password

Su	Mo	Tu	We	Th	Fr	Sa
					1	2
3	4	5	6	7	8	9
10	11	12	13	14	15	16
17	18	19	20	21	22	23
24	25	26	27	28	29	30
31						

Today Done



**Your IP is : 106.206.33.229**

Your IP address is tracked and recorded for audit purposes

Login ID  
AU1002471

Date Of Birth  
10-Jan-2020

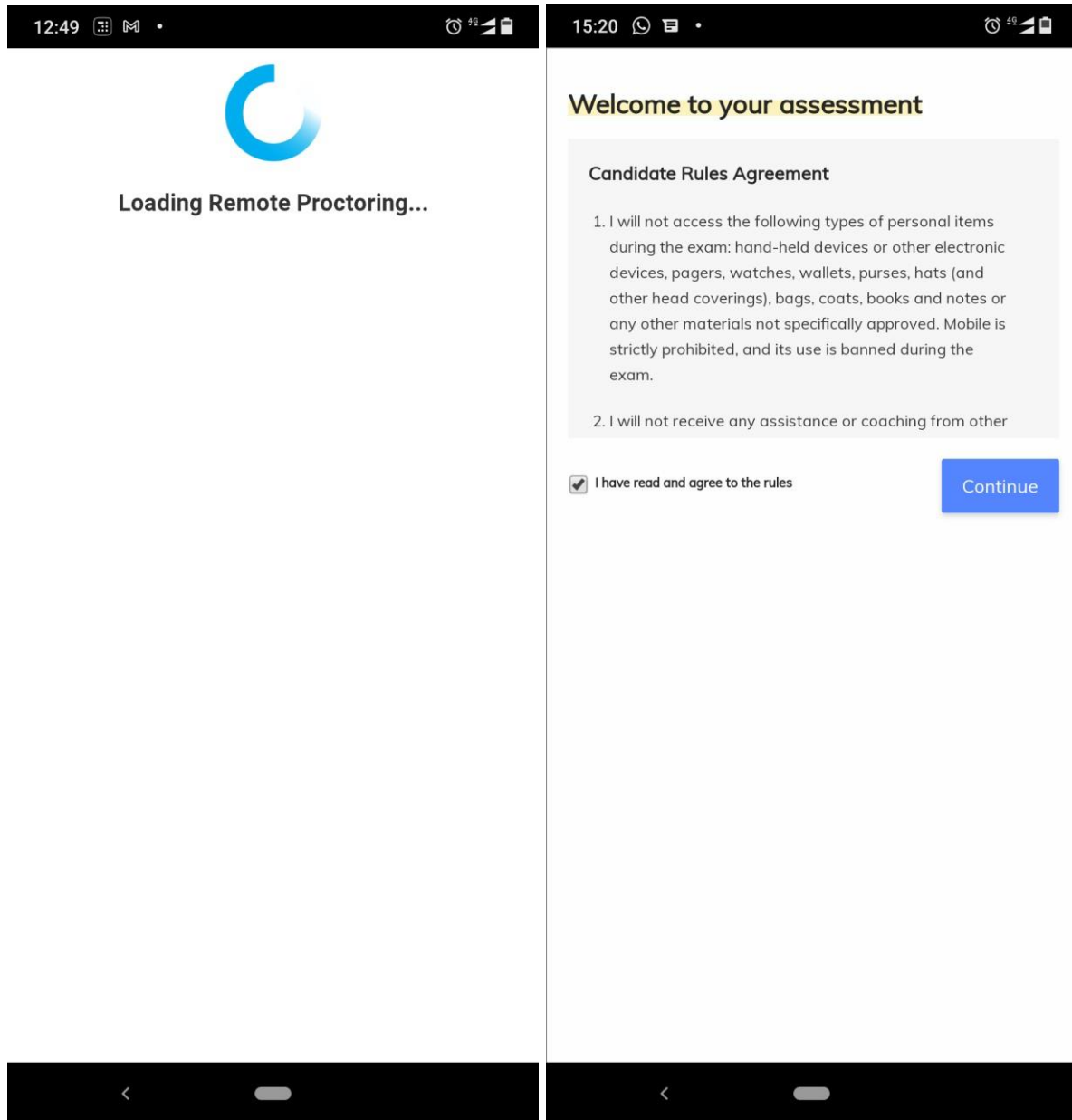
• Your DOB is your password

I confirm my attendance by logging in

Sign in Register



## Read Rules, Agree and Continue




Proceed with system requirement check and Allow location access permission

---

### Requirements Check

# Great!



✔ Browser compatibility

Webcam

Microphone Check

Internet Check

Location Check

Take Picture

### Requirements Check

## Please click "Allow" to access Location.



📍 au-a.smartptest.com wants to use your device's location

Block

Allow

✔ Browser compatibility

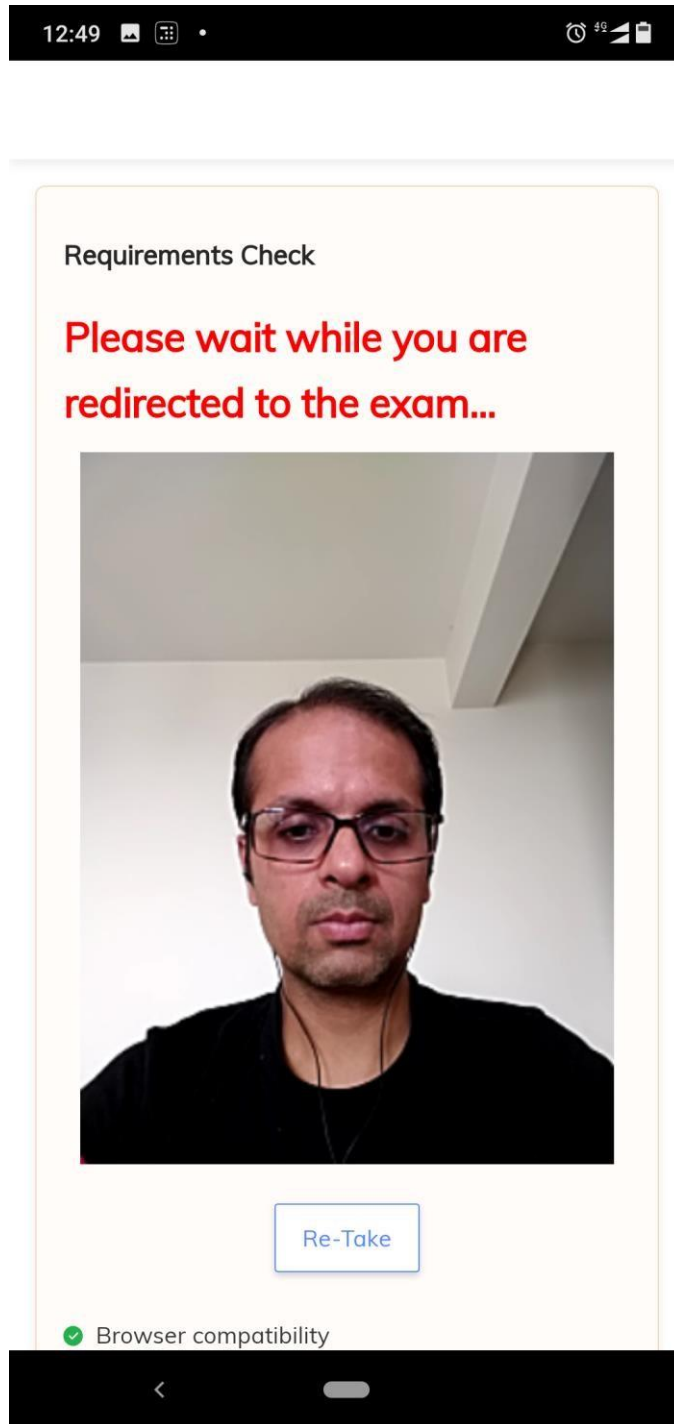
✔ Webcam

✔ Microphone Check

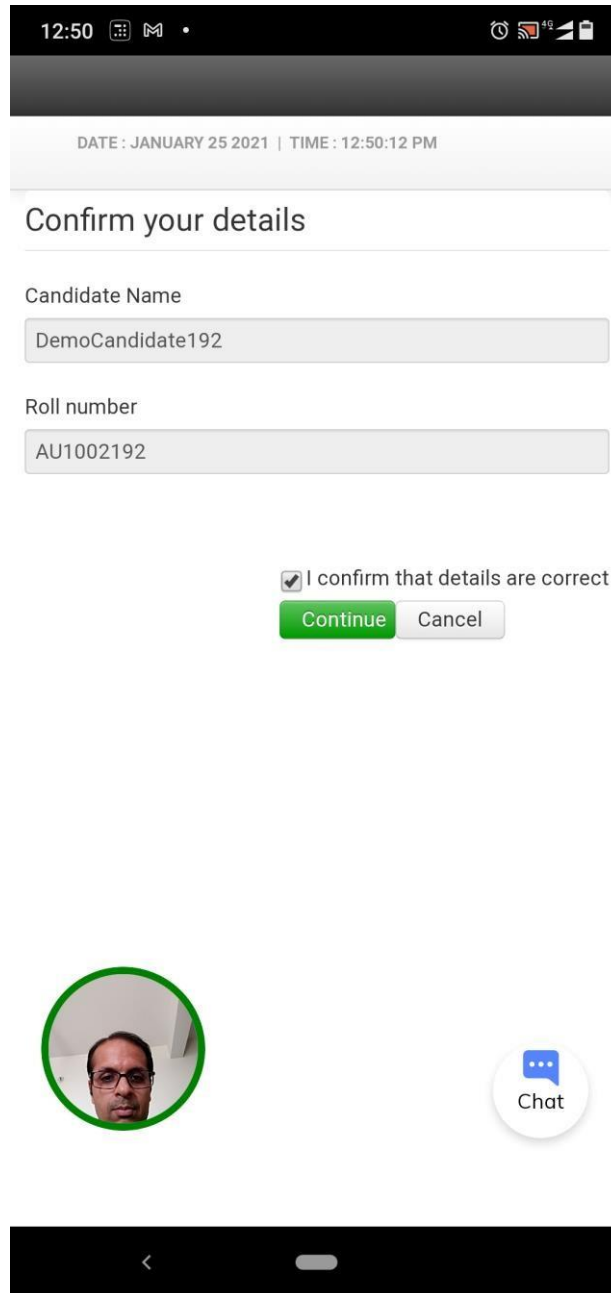
✔ Internet Check

Location Check

## Take Photo and Capture ID



## Confirm the information and continue



12:50 [status icons]

DATE : JANUARY 25 2021 | TIME : 12:50:12 PM



### Confirm your details

Candidate Name  
DemoCandidate192

Roll number  
AU1002192

I confirm that details are correct

[Continue](#) [Cancel](#)

< [home indicator]

## Read Instructions, Agree and Start Exam

7:24 PM



DATE : JANUARY 23 2021 | TIME : 07:24:47 PM

Read the following instructions carefully

Time left on this page: 09:50

### General Instructions:

- Before starting the examination, please verify your **Login ID**.
- Your test taking actions are being closely monitored by remote proctors during the test.
- This examination is divided into two parts. Section-I is a test for Verbal Ability & Reading Comprehension (VARC) in English. Section-II is a test for Quantitative Aptitude & Logical Reasoning (QALR).
- Section-I will be of 30 minutes' duration. Section-II will be of 1-hour duration. You are allowed to take Section-II only at the end of 30 minutes (time allotted for Section-I).
- You will be given 5 minutes for changeover (submission of Section-I and beginning of Section-II).
- In Section-I, each correct answer will carry 3 marks. For multiple choice questions (MCQ) for each question a wrong answer will carry 1 negative mark. So, think before you answer.
- Each correct answer will carry 6 marks.
- There is no negative marking in Section-II.
- The duration of the test is **90 Minutes**. 30 minutes for Section-I and 60 minutes for Section-II.
- You can submit your test only after **60 minute**.

I Confirm that I have understood all the instructions.



Chat

7:26 PM



DATE : JANUARY 23 2021 | TIME : 07:26:34 PM

Read the following instructions carefully

Time left on this page: 08:03

### Navigational Instructions -

- Select the best answer for each question. Then click "**Next**" button to move to the Next Question.
- Click on "**Previous**" button to move to the Previous Question.
- You can Bookmark any number of Questions by clicking on "**Mark**" button; vice versa you can remove the Bookmark.
- You can change your response for any question before submitting the test by marking the new response (Radio Button). You can clear your response for any question by using the "**Clear**" button to mark the Question unanswered.
- Every time you select an option or a specific question, following changes can be seen on **Question Panel**,
  - Questions that are **Not Visited**, are marked in "**WHITE**" color.
  - Questions that are **Not Answered**, are marked in "**RED**" color.
  - Questions that are **Answered**, are marked in "**GREEN**" color.
  - Questions that are **Not Answered & Marked for Review**, are marked in "**ORANGE**" color.
  - Questions that are **Answered & Marked for Review**, are marked in "**PURPLE**" color.

I Confirm that I have understood all the instructions.

Start Exam

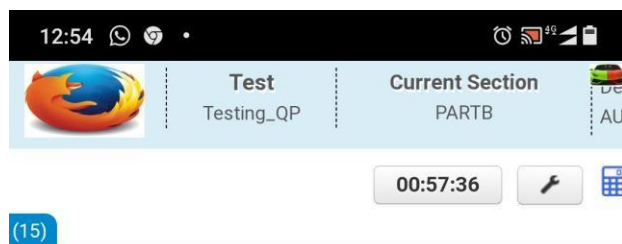


Chat



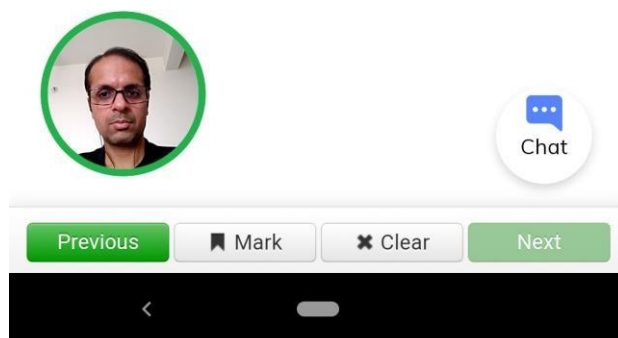
## Attempt Questions

- You can also mark question for review to refer later, before final submission.
- You should be able to initiate chat with proctor only after first message is triggered from proctor. You should only use this option when you need support from the proctor.



q45. Which of the following deviations will not alert the candidate during the Online Proctored Examination? (Marks : 2.0)

- (A) Conversation or noise in the background
- (B) Webcam is disabled
- (C) Face is not visible in the camera
- (D) Microphone unmated in the system

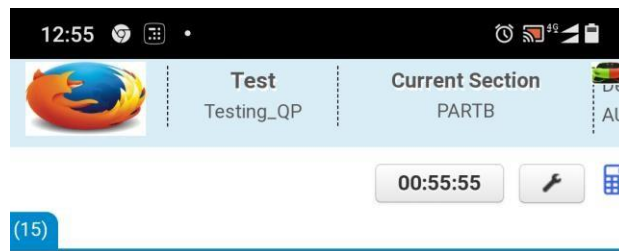


## Proctor Warnings for Suspicious Activities Proctor can warn using a LIVE Chat

- Along with automated alerts by system, proctors also can initiate chat with candidate for surprise/random checks or other purposes.
- Candidate can't initiate chat by itself but once the proctor initiates chat, a candidate can respond and ask questions anytime throughout the assessment duration.

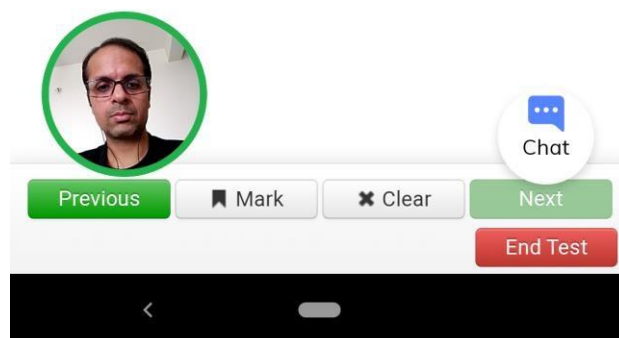
The screenshot displays a mobile application interface for a test session. At the top, the status bar shows the time as 1:00, signal strength, Wi-Fi, and battery at 68%. Below the status bar, a header bar contains the following information: 'Test: Testing\_QP\_ML', 'Current Section: PARTA', and 'DemoCandidate7: AU1003776' with a small profile picture. Below the header, there are buttons for '00:45:14', 'ENGLISH', a key icon, and a calculator icon. A progress bar shows 'PARTA (30)' and 'PARTB (15)'. The main content area displays a question: 'Q1. Q.No.21- Which one of the following should be avoided before going to work? (Marks : 1.0)'. The options are: (A) 1-Eating food, (B) 2-Cons, (C) 3-Havi, and (D) 4-Sm. A blue chat window is overlaid on the question, titled 'Chat'. It shows a message from 'Proctor1' saying 'HI' at 12:59 PM. Below the chat window, there are input fields for 'Hi' and 'Hello', both with timestamps of 12:59 PM. At the bottom of the chat window is a text input field with the placeholder 'Write something here' and a blue send button. Below the chat window, there are navigation buttons: 'Previous', 'Mark', 'Clear', and 'Next'. The bottom of the screen shows the Android navigation bar with back, home, and recent apps icons.

**Submit Exam, Click Yes and then Confirm Click on the 'End Test' option to submit the test**



q45. Which of the following deviations will not alert the candidate during the Online Proctored Examination? (Marks : 2.0)

- (A) Conversation or noise in the background
- (B) Webcam is disabled
- (C) Face is not visible in the camera
- (D) Microphone unmuted in the system



**Click on the 'Yes' option if you want to submit; else, click on 'No' to go back to test session**

**Please Confirm**

**Warning ! :**


- Not all Question(s) are Answered.  
Confirm End Test

Section : PARTA	Total : 30	Marked for review
Total number of questions answered	26	0
Total number of questions not answered	4	0

Section : PARTB	Total : 15	Marked for review
Total number of questions answered	6	0
Total number of questions not answered	9	0

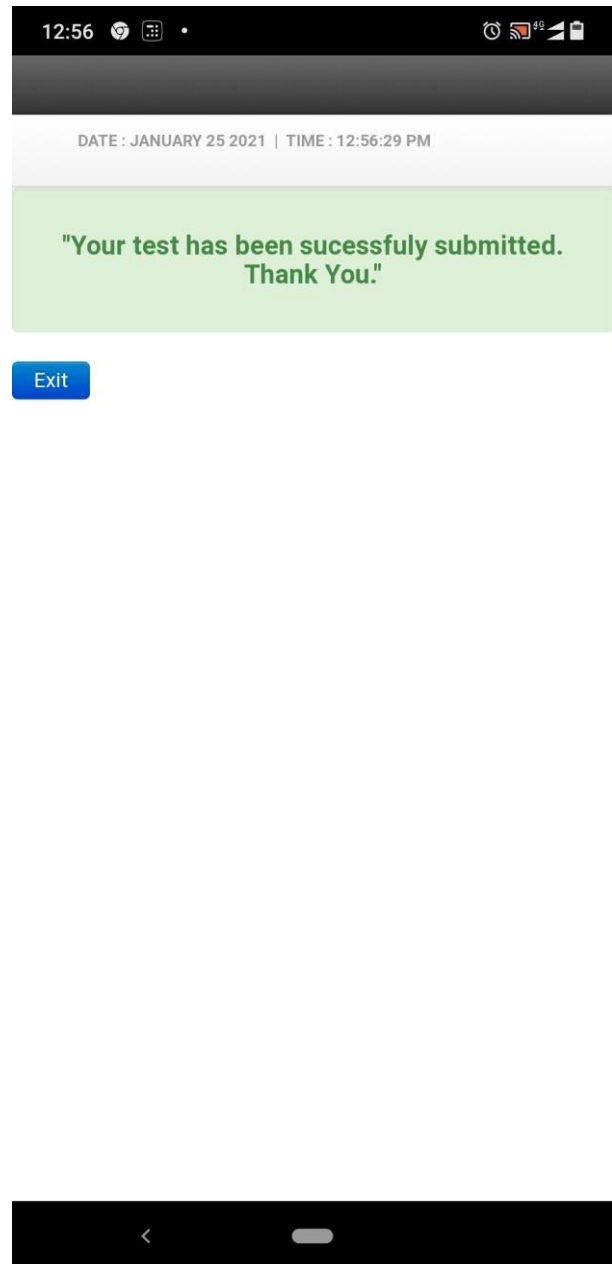
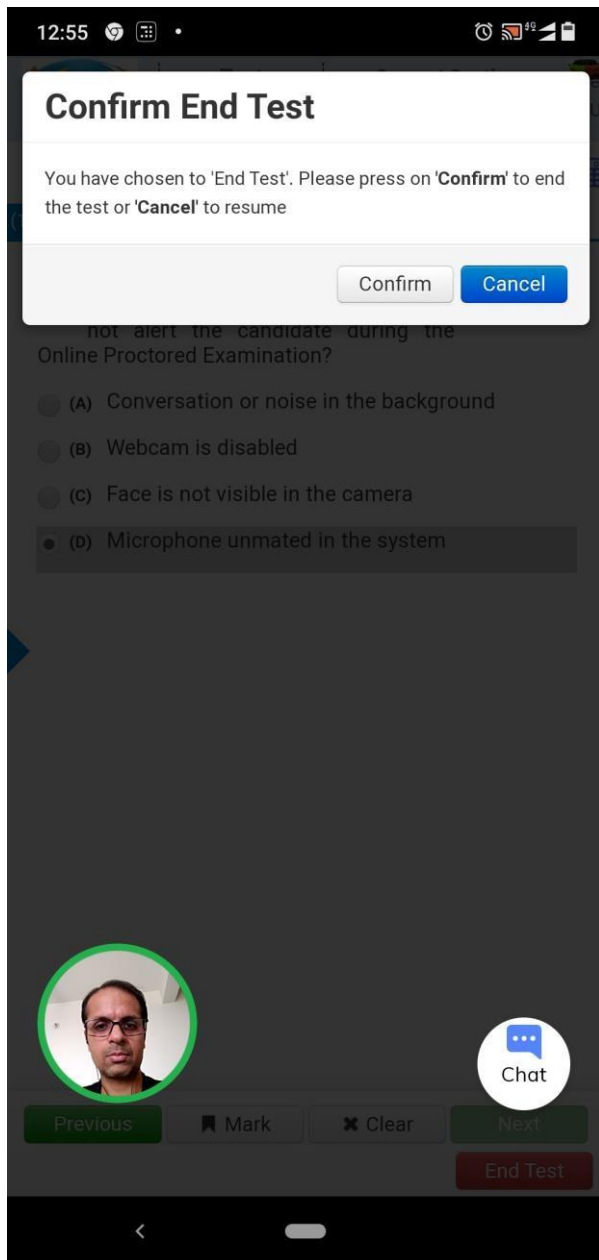
Yes No

 Chat

Previous Mark Clear Next End Test

**Click on the 'Confirm' option if you want to submit; else, click on 'Cancel' to go back to test session**

- Once ended candidate will get exit button to take the candidate back to login pag
- Candidate can close app after submission



## REPLICA OF APPLICATION FORM

[Home](#)[Contact Us](#)

### Useful Links

[Fill Registration Form](#)[Log-In](#)[Forgot Application ID](#)[Information Bulletin](#)[National Testing Agency](#)[Fit-India](#)[Sports Authority of India](#)

### Latest

[PUBLIC NOTICE\\_Fit India Quiz 2023 - Registration for State Level Round \*\*New\*\*](#)

### About National Testing Agency (NTA)

The Ministry of Education (MoE), Government of India (GOI) has established the National Testing Agency (NTA) as an independent, autonomous, and self-sustained premier testing organization under the Societies Registration Act (1860) for conducting efficient, transparent and international standards tests in order to assess the competency of candidates for admissions to premier higher education institutions

### About Sports Authority of India

The Sports Authority of India (SAI), a successor organization of the Asian Games held in New Delhi in 1982, was set up as a Society registered of Societies Act, 1860 by the Department of Sports, Govt. of India with the objective of promotion of Sports and Games.

### About Fit India Mission:

The Fit India Movement was launched by the Hon'ble Prime Minister in August 2019 with a vision of encouraging every Indian citizen to adopt a physically active lifestyle. Ministry of Youth Affairs and Sports (MYAS) is the nodal ministry for implementing the Fit India Movement in coordination with other stakeholders.

### About Fit India Quiz 2023

To further propagate the message of Fit India Movement among the school children and strengthen its presence in schools, a Fit India Quiz has been envisioned to involve school children across the country. Fit India Quiz, while providing a national platform to students to showcase their knowledge about fitness and sports, also endeavors to create awareness among students about India's rich sporting history, including centuries-old indigenous sports, our sporting heroes of the past and how traditional Indian lifestyle activities hold the key to a Fit Life for all.

Fit India Mission has entrusted the responsibility of conducting the preliminary round of the Fit India Quiz 2023 to NTA.

## School Registration Form

### Details about the school

Name of School*	Test Public School	
Address of the School*	Testing Address 123	
State*	RAJASTHAN	
District*	JAIPUR	
Block/Town/Village*	Testing Village	
Pincode*	123456	
Telephone of School	011	21252569
Email of School*	ankurverma2000@gmail.com	
UDISE Code*	21211212212	
Affiliated board of school*	CBSE	
Type of School*	Private School	

### Details about the Head Master/Principal

Name of Head Master/Principal*	Ankit Yadav	
Landline Number	011	25885212
Mobile Number*	9717165477	
Alt. Mobile Number (Optional)		
Email*	ankurverma2000@gmail.com	

Register

Already have an account, [click here](#) to login

## Login to your Account

Application Id

UDISE Number

Proceed

Don't have an account, [click here](#) to register



## Page for Nominate Minimum Two Candidates



Dashboard Profile Candidates

Logout

Fit India Quiz Contest-2023

### Dashboard

Please ensure to download the confirmation page after submitting the bank details and nominating candidates

Please nominate minimum two candidates, [Click here](#) to nominate

Bank details not added, [Click here](#) to update

School Details	
Name of School	Test Public School
School Application ID	94960612
Address	Testing Address 123, JAIPUR, RAJASTHAN, 123456
Telephone	011-21252569
Email	ankurverma2000@gmail.com
UDISE Code	21211212212
Head Master / Principal Details	
Name of Head Master / Principal	Ankit Yadav
Landline	011-25885212
Mobile	9717165477
Email	ankurverma2000@gmail.com

We hereby certify that:

a) We have read and understood the terms and conditions of the Fit India Quiz - 2023 organised by the Fit India Mission of Sports Authority of India, under the Ministry of Youth Affairs and Sports and shall abide by the same.

b) The candidates who are nominated through this form for participating in the Quiz are studying in our School.

c) The information provided above is true to the best of our knowledge and belief.

We understand that if any information provided above is found to be incorrect at any stage, the candidature of the students whose information is found to be incorrect, will be cancelled.

## Candidate Registration

Name of the Candidate*	<input type="text" value="Testing Candidate One"/>
Gender*	<input type="text" value="Male"/>
Date of Birth*	<input type="text" value="01"/> <input type="text" value="01"/> <input type="text" value="1990"/>
Email*	<input type="text" value="testingcandidateone@gmail.com"/>
Alternate Email	<input type="text"/>
Mobile*	<input type="text" value="0000000000"/>
Father's Name*	<input type="text" value="Testing Father"/>
Mother's Name*	<input type="text" value="Testing Mother"/>
Current Class*	<input type="text" value="08 (Eight)"/>
Language Opted*	<input type="text" value="English"/>
Photograph*	<input type="text" value="Choose File"/> Sample PP Size Photo.jpg ( Recent photograph (in jpg/ jpeg file, size 10Kb - 200Kb) either in colour or black & white with 80% face (without mask) visible including ears against white background )
<input type="button" value="Submit"/>	

## Candidates

App-ID	Name of Candidate	Date of Birth	Class	Details	Fee Status
46782595	Testing Candidate One	01-01-1990	08 (Eight)	<a href="#">Click here</a>	Unpaid

## Candidate Registration

Name of the Candidate*	<input type="text" value="Testing Candidate Two"/>
Gender*	<input type="text" value="Female"/>
Date of Birth*	<input type="text" value="01"/> <input type="text" value="01"/> <input type="text" value="1991"/>
Email*	<input type="text" value="testingcandidatetwo@gmail.com"/>
Alternate Email	<input type="text"/>
Mobile*	<input type="text" value="0000000000"/>
Father's Name*	<input type="text" value="Testing Father"/>
Mother's Name*	<input type="text" value="Testing Mother"/>
Current Class*	<input type="text" value="12 (Twelve)"/>
Language Opted*	<input type="text" value="Hindi"/>
Photograph*	<input type="text" value="Choose File   Testing PP.jpeg"/> ( Recent photograph (in jpg/ jpeg file, size 10Kb - 200Kb) either in colour or black & white with 80% face (without mask) visible including ears against white background )
<input type="button" value="Submit"/>	

## Candidates

App-ID	Name of Candidate	Date of Birth	Class	Details	Fee Status
46782595	Testing Candidate One	01-01-1990	08 (Eight)	<a href="#">Click here</a>	Unpaid
79668847	Testing Candidate Two	01-01-1991	12 (Twelve)	<a href="#">Click here</a>	Unpaid

## Page for Entering Bank Details



Dashboard Profile Candidates

Logout

Fit India Quiz Contest-2023

### Dashboard

Please ensure to download the confirmation page after submitting the bank details and nominating candidates

Bank details not added, [Click here](#) to update

School Details	
Name of School	Test Public School
School Application ID	94960612
Address	Testing Address 123, JAIPUR, RAJASTHAN, 123456
Telephone	011-21252569
Email	ankurverma2000@gmail.com
UDISE Code	21211212212
Head Master / Principal Details	
Name of Head Master / Principal	Ankit Yadav
Landline	011-25885212
Mobile	9717165477
Email	ankurverma2000@gmail.com

List of nominated Candidates					
App-ID	Name of Candidate	Date of Birth	Class	Details	Fee Status
46782595	Testing Candidate One	01-01-1990	08 (Eight)	<a href="#">Click here</a>	Unpaid
79668847	Testing Candidate Two	01-01-1991	12 (Twelve)	<a href="#">Click here</a>	Unpaid

We hereby certify that:

- We have read and understood the terms and conditions of the Fit India Quiz - 2023 organised by the Fit India Mission of Sports Authority of India, under the Ministry of Youth Affairs and Sports and shall abide by the same.
- The candidates who are nominated through this form for participating in the Quiz are studying in our School.
- The information provided above is true to the best of our knowledge and belief.

We understand that if any information provided above is found to be incorrect at any stage, the candidature of the students whose information is found to be incorrect, will be cancelled.

[Pay Online](#)

## School Bank Details

**Bank Details**

Name of Bank\*

Account Number\*

IFSC Code\*

Name of Account Holder\*

Canceled Cheque\*  Sample Category.jpg  
(in .jpg/ .jpeg file, size 10Kb - 200Kb)

## Final Preview



Dashboard Profile Candidates

Logout

Fit India Quiz Contest-2023

### Dashboard

Please ensure to download the confirmation page after submitting the bank details and nominating candidates

School Details	
Name of School	Test Public School
School Application ID	94960612
Address	Testing Address 123, JAIPUR, RAJASTHAN, 123456
Telephone	011-21252569
Email	
UDISE Code	21211212212
Head Master / Principal Details	
Name of Head Master / Principal	Ankit Yadav
Landline	011-25885212
Mobile	
Email	

List of nominated Candidates					
App-ID	Name of Candidate	Date of Birth	Class	Details	Fee Status
46782595	Testing Candidate One	01-01-1990	08 (Eight)	<a href="#">Click here</a>	Unpaid
79668847	Testing Candidate Two	01-01-1991	12 (Twelve)	<a href="#">Click here</a>	Unpaid

We hereby certify that:


- We have read and understood the terms and conditions of the Fit India Quiz - 2023 organised by the Fit India Mission of Sports Authority of India, under the Ministry of Youth Affairs and Sports and shall abide by the same.
- The candidates who are nominated through this form for participating in the Quiz are studying in our School.
- The information provided above is true to the best of our knowledge and belief.

We understand that if any information provided above is found to be incorrect at any stage, the candidature of the students whose information is found to be incorrect, will be cancelled.

Pay Online


X


paytm PG

National Testing Agency 


Select an option to pay ₹40



**Login to Pay with Paytm**  
Pay using Paytm Postpaid, Paytm Wallet or UPI


+91 Enter Mobile Number 

 Proceed Securely

**Other Payment Options**

Prepaid, Debit & Credit Cards 

UPI  
paytm  & more 

Net Banking 

## Confirmation Page



Dashboard Profile Candidates

Logout

Fit India Quiz Contest-2023

### Dashboard

Please ensure to download the confirmation page after submitting the bank details and nominating candidates

School Details	
Name of School	Test
School Application ID	60679146
Address	AAA, BUXAR, BIHAR, 100012
Telephone	
Email	
UDISE Code	45125456455
Head Master / Principal Details	
Name of Head Master / Principal	Sumit kr Ojha
Landline	
Mobile	
Email	

List of nominated Candidates					
App-ID	Name of Candidate	Date of Birth	Class	Details	Fee Status
56679312	timus	01-01-1990	08 (Eight)	<a href="#">Click here</a>	Paid
78550222	RAM	01-01-2021	10 (Ten)	<a href="#">Click here</a>	Paid
74623895	sita	01-01-2020	09 (Nine)	<a href="#">Click here</a>	Paid

We hereby certify that:

- We have read and understood the terms and conditions of the Fit India Quiz - 2023 organised by the Fit India Mission of Sports Authority of India, under the Ministry of Youth Affairs and Sports and shall abide by the same.
- The candidates who are nominated through this form for participating in the Quiz are studying in our School.
- The information provided above is true to the best of our knowledge and belief.

We understand that if any information provided above is found to be incorrect at any stage, the candidature of the students whose information is found to be incorrect, will be cancelled.

[Print Confirmation Page](#)